

# Joshua

Strong &

Courageous

Lesson Seven

Joshua 21:1-24:33

Choose This Day

Do not be frightened,  
and do not be  
dismayed, for the  
LORD your God is  
with you wherever  
you go.

Joshua 1:9

LET THE WORD OF CHRIST DWELL IN YOU RICHLY

COLOSSIANS 3:16



"Let the Word of Christ  
dwell in you richly."

Colossians 3:16

# Lesson Seven Day One

## Grace Group

Open with prayer then recite memory verse from the previous lesson.

Got Questions? If you have a question left unanswered or needing more clarification, this is a great time to make a note of it and share in the Q&R time following teaching.

## Thinking Back to Lesson 6

### DAY PAGES

- |      |         |  |
|------|---------|--|
| 1... | 133-138 | Share something you learned, loved, or were encouraged by from the previous message and/or Grace Group time. |
| 2... | 139-140 | Share any of your notes, questions, or comments  |

## Share Your Responses...

- |       |         |                    |
|-------|---------|--------------------|
| 3...  | 141-142 | #'s 1, 6, and 9    |
| 4...  | 143-144 | #'s 1, 5, and 7    |
| 5...  | 145-146 | #'s 1, 3, 6, and 7 |
| 6...  | 147-148 | #'s 1, 3, and 7    |
| 7...  | 149-150 | #'s 1, 4, 5, and 7 |
| 8...  | 151-152 | #'s 1, 4, and 7    |
| 9...  | 153-154 | #'s 1, 7, and 9    |
| 10... | 155-156 | Create & Share     |

Up Next: Teaching Joshua 15-20 - "Faith to Possess"

We believe God hears, sees, knows, and is ready to answer us and guide us when we pray.

Pray as you transition from Group to Teaching time for our fellowship to be God-honoring and focused on His word.



**You are loved and prayed for!**

# Lesson Seven Day One

Teaching Time - Joshua 15-20 || "Faith to Possess"

RESOURCES: [Twelve Tribes Map](#) [Listen to this Message](#)

Access these links when you open the lesson on your computer, tablet, or phone.



Watch/Listen to this message on the "Dwelling Richly" **podcast**.

Notes/Handout for this message in our ChurchCenter group or

[JenniferGRichmond.com](#) or [LaMiradaChurch.com/Dwelling-Richly](#)



# Lesson Seven Day One



## Day by Day

### Lesson overview

Use the checklist to help you plan your time with God - "TWiG Time"

<input checked="" type="checkbox"/>	<u>My Dates</u>	<u>Day</u>		
	<i>April 2</i>	1	<i>Grace Groups &amp; Teaching, Review Lesson 6, Joshua 15:1-20:9</i>	
			<u>READ</u>	<u>WRITE</u>
<input type="checkbox"/>	_____	2	 <a href="#">Joshua 21:1-24:33</a>	 <a href="#">Proverbs 3</a>
<input type="checkbox"/>	_____	3	Joshua 21:1-45	Proverbs 3:1-5
<input type="checkbox"/>	_____	4	Joshua 22:1-20	Proverbs 3:6-10
<input type="checkbox"/>	_____	5	Joshua 22:21-34	Proverbs 3:11-15
<input type="checkbox"/>	_____	6	Joshua 23:1-16	Proverbs 3:16-20
<input type="checkbox"/>	_____	7	Joshua 24:1-13	Proverbs 3:21-25
<input type="checkbox"/>	_____	8	Joshua 24:14-28	Proverbs 3:26-30
<input type="checkbox"/>	_____	9	Joshua 24:29-33	Proverbs 3:31-35
<input type="checkbox"/>	_____	10	Create & Share	
	<i>April 16</i>	14	<i>Grace Groups &amp; Teaching Review Lesson 7</i>	

### ...Memorize & Meditate...

Joshua 24:14-15

"Now therefore fear the Lord and serve him in sincerity and in faithfulness. ...and if it is evil in your eyes to serve the Lord, choose this day whom you will serve...but as for me and my house, we will serve the Lord."

*NOTE: This is an abbreviated version of verses 14-15. Our focus is **meditation** – not memorization in this lesson.*

### ...Write the Word...

Proverbs 3:1-35

Each day, copy five verses into your journal or notebook, meditating on their meaning. take time to slow down and write out Proverbs 3 by hand—a chapter filled with wisdom for walking in the fear of the LORD with sincerity and faithfulness.

# Lesson Seven Day One

## My Heart to Yours...

When we first opened the book of Joshua, the call rang out clear: “Be strong and courageous...for the LORD your God is with you wherever you go.” (Josh. 1:9) And now, after walls have fallen, waters parted, idols buried, and promises fulfilled, we arrive at the place of choosing.

As you step into this final lesson, I want to say—well done. You’ve journeyed through conquest and covenant, through faithfulness and failure, and now stand in the shadow of Shechem, where Joshua draws the line:

Choose this day whom you will serve.

This study was never just about ancient cities or battle plans—it was always about your heart. The Lord has been drawing you—calling you to walk in sincerity, to serve in faithfulness, and to cling to Him above all.

And so the charge remains: Be strong. Be courageous. Choose the LORD. Not just in this lesson, but in the ordinary patterns of your life—in your time, your thoughts, your home, your habits. And when you falter (because we all do), come back. Choose again.

You’ve listened for the voice of the LORD and followed the footsteps of faith-filled leaders. And now, like Israel at Shechem, you are invited to stand and choose.

Not once. Daily. Deeply. Daringly.

*Choose this day whom you will serve.* Not with lip-service, but with loyalty. Not in theory, but in time and space—in the quiet of your thoughts, the rhythm of your days, the pattern of your home.

The same God who gave every promise in its place now asks for your whole heart in return. He has given you Himself—how will you answer?

Jesus still calls, *“If anyone would come after Me, let him deny himself, take up his cross daily, and follow Me.”* (Luke 9:23)

So choose this day. Not because it’s easy, but because He is worthy.

“Take my life and let it be, consecrated, Lord, to Thee.  
Take my heart—it is Thine own, it shall be Thy royal throne.”

Keep your heart steadfast.




Keep choosing the LORD—again and again, until faith becomes sight.




Eyes on Him,



# Lesson Seven Day Two

Memorize & Meditate

-  **Pray** for your Grace Group
-  **Memorize:** Joshua 24:14-15
-  **Simply Read:** (See Below)

-  **Write the Word:** (Starts Day 3)
-  **Community:** Say “Hi!” in our group.
-  **Worship:** \_\_\_\_\_

## Lesson Seven/Day Two - Joshua 21-24

**Introduction:** The journey through Joshua ends at Shechem—with fulfilled promises, faithful leadership, and a bold call to choose whom you will serve. This final lesson invites you to reflect, respond, and recommit to wholehearted obedience.

**? Ask as you dwell:** What does it look like to serve the LORD with sincerity, courage, and daily faithfulness in this season of my life?

### Thinking Back...

1. **Remember & Relate:** Think back to Lesson 6. Review your notes from the message or Grace Groups. What is one insight that you are thankful for as you *review* Joshua 15:1-20:9?

2. **Ready to Worship:** The “Worship” space at the top of each day is for you to note a song that comes to mind in that day’s study.

### Dwelling in the Word...

**Note:** The “W’s” (who, what, when, where); **Knowing God** (character/nature of God); **Covenant Connections:** connections back to the “Foundational” (Old Testament) or ahead to the “Fulfilled” (New Testament.)

3.  **Day Three Reading:** Joshua 15:1-63

The W’s:

Knowing God:

Connections:

4.  **Day Four Reading:** Joshua 16:1-9

The W’s:

Knowing God:

Connections:

# Lesson Seven Day Two

---

## 5. 📖 Day Five Reading: Joshua 17:1-18

The W's:

Knowing God:

Connections:

## 6. 📖 Day Six Reading: Joshua 18:1-10

The W's:

Knowing God:

Connections:

## 7. 📖 Day Seven Reading: Joshua 18:11-19:23

The W's:

Knowing God:

Connections:

## 8. 📖 Day Eight Reading: Joshua 19:24-51

The W's:

Knowing God:

Connections:

## 9. 📖 Day Nine Reading: Joshua 20:1-9

The W's:

Knowing God:

Connections:

## 10. 📖 Create & Share - You'll build to Day 10 every day of this lesson Look for this at the opening of Day 3 "Choose to Serve" and "Create & Share.". Connect today with a study buddy 😊




# Lesson Seven Day Three

## Memorize & Meditate


-  **Pray** for your Grace Group
-  **Memorize:** Joshua 24:14-15
-  **Simply Read:** Joshua 21:1-45
-  **Write the Word:** Proverbs 3:1-5
-  **Community:** Share a question you have so far.
-  **Worship:** \_\_\_\_\_


### Lesson Seven/Day Three - Joshua 21:1-45

 **Big Idea:** Every promise fulfilled—God roots His faithfulness in real places.

 **Ask as You Dwell:** What does it reveal about God's character that His promises are fulfilled in actual places and not just ideas?

**Devotional:** Gen. 12:1-3, Num. 35:1-8, Deut. 10:8-9, Ps. 33:4, Heb. 6:13-20, 11:13-16

 Each day of this lesson take time to be intentional noting what you will no longer serve and how you will instead serve the LORD.


 **Choose to Serve:** Today, I will not serve: \_\_\_\_\_  
Instead, I will serve the LORD by:

#### **Create & Share:**

Note anything in this passage that could inspire your final "Create & Share" response

#### **Dwelling in the Word...**

1. **Remember & Relate: Promises Possessed** (Josh. 20:1-9) What cities were

 established in the previous chapter, and why were they significant? How do these geographic placements reflect God's justice and care?

2. **Promised Portions:** (Josh. 21:1-8) Why do the Levites now come to receive their cities? What does their patient posture and timing teach us about God's provision? What does it say about God's priorities that the Levites were given no tribal territory of their own?

3. **Sacred Space: (Josh. 21:9-42)** Map out the cities given to the Levites. Why were they dispersed rather than clustered together? How does their distribution reveal God's plan for ministry, teaching, and worship?

#### LEARNING HEBREW

מָנוֹס

(mah-NOSE) - Refuge (Num. 35:6, cf. Josh. 20) Though not used in chapter 21, this concept links to the Levites' mission of justice and mercy embedded within the land

כֹּהֵן

(ko-HANE) - Priest (Josh. 21:1) Levites' inheritance was not land ownership but presence and service. Their geography reflects their calling.

בֵּית יִשְׂרָאֵל

(bêt Yisra'el) - House of Israel (Josh. 21:3) only once in Joshua - covenantal identity now solidified by place. Referring to Israel as a "house" points to the unity as a people settled under God's leadership, foreshadows the idea of God's people as His household (Eph. 2:19-22).


# Lesson Seven Day Three


- 
4. **Dwelling Together:** (Josh. 21:3) The phrase “house of Israel” appears only once in the entire book of Joshua—right here. Why do you think the author uses this family-like term now, just as the Levites are being given their cities? What does it suggest about Israel’s identity and unity at this stage of the conquest?
5. **Theology in Distribution:** (Josh. 21:8, 41–42) These cities were assigned “by lot,” yet the process was led by God. How does this distribution display the mystery of God’s sovereignty working through human means?
6. **Fulfilled & Faithful:** (Josh. 21:43–45) What repeated verbs do you notice in these closing verses, and what truths about God’s covenant faithfulness do they declare?
7. **Place as Promise:** (Josh. 21:43–45; Heb. 11:13–16) How does the physical inheritance of land point toward the “better country” promised in the New Testament? How does geography in Joshua shape your understanding of heaven and hope?
8. **Strong & Courageous** - A Household Built to Serve (Josh. 21:3) The Levites received cities in the midst of every tribe. This was the moment when “the house of Israel” became a people structured and settled to serve. How is your own life being built into a household that serves the Lord?

# Lesson Seven Day Four

Memorize & Meditate

 **Pray** for your family

 **Memorize:** Joshua 24:14-15

 **Simply Read:** Joshua 22:1-20

 **Write the Word:** Proverbs 3:6-10

 **Community:** Connect with the group today

 **Worship** \_\_\_\_\_

## Lesson Seven/Day Four - Joshua 22:1-20

### Big Idea:

Misplaced assumptions can fracture covenant unity—but zeal for God must be guided by grace.

### Ask as You Dwell:

What am I assuming about others? Am I looking for ways to remember God's great work in my family's life?

### Devotional:

Prov. 18:13, Matt. 7:1-5, John 17:20-23, Rom. 14:4, Gal. 6:1, Eph. 4:3

### Choose to Serve:


Today, I will not serve: \_\_\_\_\_

Instead, I will serve the LORD by:

### Create & Share:

Note anything in this passage that could inspire your final "Create & Share" response. What part of God's faithfulness or your own commitment stirs your heart?

## Dwelling in the Word...

1. **Remember & Relate: Division** Avoided (Josh. 21:43-45) How does the  previous chapter end, and what tone or expectation does that set for this new conflict? Why does it feel so jarring that tension arises after all the land has been given?

2. **Dismissed with Honor:** (Josh. 22:1-9) What does Joshua affirm about the eastern tribes before sending them home? How does their obedience model faithful service across tribe and time?

## LEARNING HEBREW

שָׁבוּת

(shah-VOOT)

Return (Josh. 22:8) - This verb often appears in contexts of restoration or returning to one's inheritance. Here it reflects a coming home in both geography and spiritual responsibility.

קִנְיָה


(kin-AH) - Zeal, jealousy (Josh. 22:19) - A complex word often used to describe God's passion for His covenant (Exod. 20:5), but also Israel's zeal for purity. In this chapter, zeal can unite or divide, depending on wisdom.

חַטָּא

(chet) - Sin, transgression (Josh. 22:17, 20) - The root concept of "missing the mark," used here in reference to historical covenant failures (Baal of Peor, Achan).

# Lesson Seven Day Four

3. **A Sudden Rift:** (Josh. 22:10-12) What assumptions do the western tribes make when they see the altar? Why do you think their reaction is so swift and intense?
4. **History as Warning:** (Josh. 22:13-20) What past events are brought up here (Peor, Achan)? Why are these moments used to justify their current reaction? How does fear of repeating the past both help and hurt?
5. **Character Reflection-The Eastern Tribes** How does this moment test the eastern tribes' desire to serve the LORD faithfully while living at a distance from the center of worship? What does their situation reveal about the tension between proximity and unity?
6. **Picture of Peace:** (Josh. 22:10-20) Draw or sketch two groups standing on either side of the Jordan River—one building an altar, the other readying for battle. Label the emotions, assumptions, and intentions on each side. Then, imagine how this scene could have ended if no one had spoken in humility. What made reconciliation possible?
7. **Strong & Courageous-Zeal with Understanding** (Josh. 22:12, 19) Where in your life are you tempted to react with zeal but without understanding? What might it look like to protect unity while still honoring God's holiness?





# Lesson Seven Day Five

Memorize & Meditate

-  **Pray** to want what God wants
-  **Memorize:** Joshua 24:14-15
-  **Simply Read:** Joshua 22:21-34
-  **Write the Word:** Proverbs 3:11-15
-  **Community** Encourage a Grace Group member
-  **Worship** \_\_\_\_\_


## Lesson Seven/Day Five - Joshua 22:21-34

 **Big Idea:** When we choose humility and speak truth, misunderstanding gives way to worship.

 **Ask as You Dwell:** Am I using my words to defend myself—or to build peace among God’s people?


**Devotional:**

Ps. 133, Prov. 15:1, Matt. 5:9, Eph. 4:1-6, Col. 3:12-15, James 3:17-18

 **Choose to Serve:**

Today, I will not serve: \_\_\_\_\_

Instead, I will serve the LORD by:

 **Create & Share:**

Note anything in this passage that could inspire your final “Create & Share” response. What part of God’s faithfulness or your own commitment stirs your heart?

### Dwelling in the Word...

1. **Remember & Relate: Words of Warning** (Josh. 22:13-20) What had the western tribes assumed about the altar? How were they trying to preserve holiness? Why do their good intentions still need course correction?

2. **Humble and Clear:** (Josh. 22:21-29) How do the eastern tribes respond to the accusations? What do you notice about the tone, structure, and theological clarity of their defense?



### LEARNING HEBREW

עֵד

(eyd) – Witness (Josh. 22:27-28, 34) – This is the word the eastern tribes use to name their altar: “a witness between us and you.” It reflects both testimony and accountability, not competition.

שָׁלוֹם

(sha-LOHM) – Peace (Josh. 22:33) – More than absence of conflict, this word means wholeness, harmony, restored relationship.

עֲבֹדָה

(ah-voh-DAH) – Service, worship (Josh. 22:27) – A rich word used for both physical labor and priestly service; here, it reflects the heart of the eastern tribes’ altar: worship, not rebellion.

# Lesson Seven Day Five

3. **The Witness Altar:** (Josh. 22:26-28, 34) Why do the tribes call the altar “a witness”? How is this different from the altar at Shiloh? What are they trying to preserve for future generations?


4. **From Division to Delight:** (Josh. 22:30-33) What changes in the western leaders when they hear the explanation? How is unity restored—and why is listening the turning point?

5. **Character Reflection** – The Gibeonites The Gibeonites once tried to preserve themselves through deceit. The eastern tribes preserved unity through truth. What does this comparison teach you about living as part of God’s covenant people?

6. **Word Reflection** – Shalom as the Outcome



(Josh. 22:33) The word shalom means more than peace—it speaks of wholeness, harmony, and restored relationship. How does this moment in Joshua 22 give us a picture of shalom? Try sketching or listing what ingredients brought about true peace in this passage (e.g., listening, humility, shared worship, understanding). What would it take to pursue shalom in a current area of tension in your life?









7. **Strong & Courageous** – Peacemaking Worship (Josh. 22:34) How can your words or actions today serve as a “witness” that you belong to the people of God? Is there a misunderstanding you need to humbly clear up in order to restore peace?




# Lesson Seven Day Six

## Memorize & Meditate


-  **Pray** for your church
-  **Memorize:** Joshua 24:14-15
-  **Simply Read:** Joshua 23:1-16
-  **Write the Word:** Proverbs 3:16-20
-  **Community:** Share an idea or insight
-  **Worship** \_\_\_\_\_

## Lesson Seven/Day Six - Joshua 23:1-16


 **Big Idea:** Clinging to the LORD is the only path to covenant life and lasting blessing.

 **Ask as You Dwell:** What threatens to loosen my grip on the God who has held me fast?

**Devotional:** Deut. 7:6-11, Ps. 63:7-8, John 15:4-11, Rom. 12:1-2, 2 Cor. 6:14-18, Heb. 10:23

 **Choose to Serve:**

Today, I will not serve: \_\_\_\_\_  
Instead, I will serve the LORD by:

 **Create & Share:**

Note anything in this passage that could inspire your final “Create & Share”

### Dwelling in the Word...

1. **Remember & Relate: Unity Restored** (Josh. 22:34) How did the previous chapter resolve? How might that moment of restored unity make Joshua’s farewell message even more urgent and tender?



2. **Long Obedience:** (Josh. 23:1-3) What does Joshua recall about God’s faithfulness? Why does he begin with a history lesson before issuing commands?



3. **Keep and Do:** (Josh. 23:6) Why does Joshua say “keep and do” all that is written in the Law? What’s the danger of partial obedience?



### LEARNING HEBREW

דָּבַק

(*da-VAHK*) - To cling, stick closely (Josh. 23:8) - A covenant-loaded word, used in Gen. 2:24 (a man “cleaves” to his wife). Here, Israel is to *cling* to the LORD—not just believe in Him, but be bound to Him in loyal love.







# Lesson Seven Day Six

- 
4. **Cling to the LORD:** (Josh. 23:8) What does it mean to “cling” to the LORD? How is this different from just believing in Him?
5. **Covenant Warning:** (Josh. 23:11-13) What specific dangers does Joshua warn about? Why does he focus on separation from the nations?
6.  **A Covenant Shaped by Love and Loss:** (Josh. 23:14-16) Joshua says, “not one word has failed”—but also warns that all threatened words will be fulfilled, too. What does this teach about God’s justice and love?
7.  **Word Reflection—Cling with Covenant Loyalty** (Josh. 23:8) The Hebrew word דָּבַק (dāvaq) means to cling, cleave, or stick closely. It’s the same word used in Gen. 2:24 when a man “clings” to his wife. What does it mean to cling to God—not just believe in Him, but bind yourself to Him in loyal love? Use a chart, word web, or image to contrast clinging to God with drifting toward compromise (v.12-13). What helps you cling more tightly? What weakens your grip?
8. **Character Reflection – Caleb** Caleb “wholly followed the LORD.” How does Joshua’s call to cling to the LORD echo Caleb’s example? What would it look like for you to live that way this week?
9.  **Strong & Courageous** Picture your spiritual life as a mountain climb. You’re clipped to a rope—one end held by God, the other in your hand. What threatens your grip? What helps you hold on? Draw it, write a metaphor, or journal as if you’re mid-climb and calling out to God.



# Lesson Seven Day Seven

## Memorize & Meditate

-  **Pray** for patience.
-  **Memorize:** Joshua 24:14-15
-  **Simply Read:** Joshua 24:1-13
-  **Write the Word:** Proverbs 3:21-25
-  **Community:** Respond to a prompt.
-  **Worship** \_\_\_\_\_

### Lesson Seven/Day Seven - Joshua 24:1-13

#### Big Idea:

God's covenant faithfulness is rooted in real places, real people, and real promises fulfilled.

#### Ask as You Dwell:

What story is God telling through the map of my life—and how am I responding to His grace?

#### Devotional:

Gen. 12:1-7, Exod. 3:7-10, Deut. 6:10-12, Ps. 78:1-7, Acts 7:2-5, Rom. 2:4

#### Choose to Serve:

Today, I will not serve: \_\_\_\_\_

Instead, I will serve the LORD by:

#### Create & Share:

Note anything in this passage that could inspire your final "Create & Share"

### Dwelling Well...

1. **Remember & Relate:** (Josh. 23:8-11) How does Joshua's final speech lead directly into this gathering? Why might he begin this covenant renewal by recalling their collective past?

2. **Shechem on the Map:** (Josh. 24:1) Look at Shechem on your map (Gen. 12, Josh. 20). What events happened here before? Why do you think Joshua calls all the tribes to this place?

### LEARNING HEBREW

#### שָׁכֶם

(*sha-KHEM*) - Shechem (Josh. 24:1) - A significant covenant site in Genesis (see Gen. 12:6-7; 35:4). This location carries covenantal memory—where Abraham first heard God's promise and where Jacob buried idols. Now Joshua calls Israel back here to renew their loyalty.



#### נָתַן

(*naw-TAHN*) - To give (Josh. 24:3-13) - Repeated throughout this passage to highlight that everything Israel received—land, leaders, victories—was given, not earned.

#### צָעַק






(*tso-AHK*) - To cry out (Josh. 24:7) - Describes Israel's cry in Egypt, linking this covenant moment back to God's faithful response to suffering and deliverance

# Lesson Seven Day Seven

3. **God the Giver:** (Josh. 24:3-13) Count how many times God says “I gave...” or “I sent...” What does this repetition teach us about who the true hero of Israel’s story is?
4. **Theology in Geography:** (Josh. 24:3-13) This recounting spans Ur, Egypt, the Red Sea, the wilderness, Jericho, and beyond. How does geography shape this testimony of God’s work?
5. **What God Has Done:** (Josh. 24:6-13) Make a list of all the actions God takes in these verses. What do these verbs reveal about His character?
6. **Character Reflection – Rahab**  As Joshua retells Israel’s history, how might Rahab have heard this story? She was part of Jericho—and yet brought into the covenant. What does this say about God’s grace?
7. **Word Reflection – Grace That Gives**  (Josh. 24:1-13) Read Ephesians 2:8-9. The Hebrew word *nātan* means “to give.” In these verses, God uses it repeatedly: “I gave him Isaac... I gave you a land... I gave you a victory.” What does this repetition reveal about God’s role in Israel’s story? Create a two-column chart: one side titled “What God Gave”, the other “What Israel Did.” How does this reflect the theology of grace and sovereignty—especially in light of Ephesians 2:8-9? What does this mean for you as you think about your relationship in coming to Christ in the very beginning and even your ongoing relationship with Christ today?
8. **Strong & Courageous—Testify from the Terrain**  (Josh. 24:1-13) Joshua doesn’t just preach—he points to places. What “locations” in your life tell the story of God’s faithfulness? Where have you buried idols, crossed rivers, seen walls fall?

# Lesson Seven Day Eight

## Memorize & Meditate

- 1.  Pray your church family
- 2.  Memorize Joshua 24:14-15
- 3.  Simply Read Joshua 24:14-28
- 4.  Write the Word: Proverbs 3:26-30
- 5.  Community: Share one insight
- 6.  Worship \_\_\_\_\_

### Lesson Seven/Day Eight - Joshua 24:14-28

#### Big Idea:

God has been faithful—now it's your turn to choose.

#### Ask as You Dwell:

Is my commitment to the Lord rooted in reverent surrender—or spiritual convenience?

#### Devotional:

Exod. 19:4-8, Deut. 10:12-22, 1 Sam. 12:20-24, Matt. 6:24, Luke 9:23-26, Rev. 3:15-20

#### Choose to Serve:

Today, I will not serve: \_\_\_\_\_

Instead, I will serve the LORD by:

#### Create & Share:

Note anything in this passage that could inspire your final "Create & Share"

### Dwelling in the Word...

1. **Remember & Relate: Grace Before Obedience** (Josh. 24:1-13) Why does Joshua rehearse God's saving acts *before* calling for commitment? How does this reflect the gospel pattern of grace before obedience? What place does reviewing God's saving acts have in your life today?



2. **Choose This Day:** (Josh. 24:14-15) What does Joshua say about fearing and serving the LORD? What does it mean that we must choose—not once, but every day—whom we will serve?

3. **"As for Me and My House":** (Josh. 24:15) Joshua doesn't just speak for himself—he speaks as a leader of his household. What does this reveal about spiritual leadership in the home?

### LEARNING HEBREW

יָרָא

(yah-RAY) - To fear (Josh. 24:14) - Often misunderstood, this word conveys awe-filled reverence, not terror. To "fear the LORD" is to stand in awe of His holiness and authority.

עָבַד

(ah-VAHD) - To serve (Josh. 24:14-15) - This root appears six times in just two verses. It includes the idea of worship, labor, and allegiance. Serving the LORD is total-life devotion.

בָּחַר

(bah-CHAR) - To choose (Josh. 24:15, 22) - This is the language of covenant loyalty. It isn't casual or one-time—it's a deliberate, identity-shaping decision.

# Lesson Seven Day Eight

4. **A Holy Tension:** (Josh. 24:16-20) Why does Joshua warn the people that they can't serve the LORD? What does this reveal about God's holiness—and the danger of superficial religion?


5. **The People's Pledge:** (Josh. 24:21-24) The people repeat their commitment. How does Joshua reinforce it? Why do you think he make them say it out loud and bind it in writing?

6. **Word Reflection** (Josh. 24:15, 22; Luke 9:23) Joshua calls Israel to make a defining decision: "Choose (בָּחַר/bachar) this day whom you will serve." Create a simple decision tree or diagram showing what it looks like to serve the LORD alone versus serving the gods of comfort, fear, pride, or convenience. Then reflect on Luke 9:23. What does it mean to make this choice not just once—but daily?

7. **Word Reflection** (Josh. 24:14-24) עָבַד ('āvad) -The word 'āvad appears repeatedly in Joshua 24—it's the heartbeat of the chapter. This kind of "service" isn't just external work; it's total allegiance, devotion, and worship. Make a three-part list or visual:  
! (1) What I once served (idols, fears, patterns) (2) What I now serve (the LORD alone) (3) What serving Him looks like this week (4) How does this redefine worship—not just as singing, but as surrender?







8. **Character Reflection: Achan** Joshua warns that God will not overlook rebellion. Think back to Achan and how he served greed in secret. How is Achan's rebellion a reminder to you today?

9. **Strong & Courageous** – Choose This Day (Josh. 24:15, 22) What will it mean for you to serve the LORD in sincerity and faithfulness today? Where are you tempted to hedge your loyalty or delay obedience?



# Lesson Seven Day Nine

Memorize & Meditate

- 1.  **Pray** to honor God in your decisions
- 2.  **Memorize** Joshua 24:14-15
- 3.  **Simply Read** Joshua 24:29-33
- 4.  **Write the Word** Proverbs 3:31-35
- 5.  **Community** How's your StudyBuddy?
- 6.  **Worship** \_\_\_\_\_

## Lesson Seven/Day Nine - Joshua 24:29-33

### Big Idea:

Faithful servants die, but the covenant story continues.

### Ask as You Dwell:

What will be said of my life when I am gone—and how will I carry the faith forward now?

### Devotional:

Gen. 50:24-26, Deut. 34:5-12, Ps. 145:4-7, John 12:24-26, 2 Tim. 4:6-8, Heb. 11:13-22

### Choose to Serve:

Today, I will not serve: \_\_\_\_\_  
Instead, I will serve the LORD by:

### Create & Share:

Note anything in this passage that could inspire your final “Create & Share”

## Dwelling in the Word...

1. **Remember & Relate: Public Commitment, Private Legacy** (Josh. 24:14-28) After Israel renews their covenant and sets up a stone of witness, what happens next? What do you think is significant in lingering over the deaths and burials of Joshua, Joseph, and Eleazar?
2. **Joshua the Servant:** (Josh. 24:29-31) How is Joshua remembered? What legacy did he leave, and how does the phrase “the servant of the LORD” connect him to Moses?
3. **The Bones of Joseph:** (Josh. 24:32; Gen. 50:24-26) Why did Joseph ask for his bones to be carried out of Egypt? What does their burial in Shechem symbolize?

## LEARNING HEBREW

עצם

(EH-tsem) - Bone, self, strength (Josh. 24:32) - The word for “bones” also carries the meaning of substance and identity. Joseph’s bones are more than remains—they are a testimony of hope in God’s promises.

קבר

(kah-VAR) - To bury (Josh. 24:29, 30, 32, 33) - This verb appears four times here. Burial in the land was deeply theological—it declared belonging, inheritance, and resurrection hope.

נחלה

(nah-cha-LAH) - Inheritance (Josh. 24:30, 32) - Appears again as the land becomes the resting place of both bones and promises.

# Lesson Seven Day Nine

4. **Geography of Fulfillment:** (Josh. 24:32) Where is Joseph buried? Look at your map. Why does it matter that the bones return to Shechem? How does this fulfill Genesis and tie into covenant geography?



5. **Eleazar the Priest:** (Josh. 24:33) Why is Eleazar's burial included here? How does the priestly line's transition signal the continuity of worship in Israel?

6. **"A Stone and a Story"** Choose one of the figures—Joshua, Joseph, or Eleazar. Write a first-person journal entry as if you were them, reflecting on your life's purpose and what you hope those who follow you will carry forward.

7. **Character Reflection** – Looking back at Rahab, Achan, the Gibeonites, Caleb, the Eastern Tribes, and the house of Israel—who do you most identify with in this season of your life? What does their story teach you about serving the LORD now?


8. **Word Reflection-Bones that Preach** (Josh. 24:32) **אֶצֶם** (etsem) Refers to bones—but it also means essence, strength, or identity. When Joseph's bones are finally buried in Shechem, it's more than a burial. It's a testimony: "God keeps His promises." Reflect visually by sketching a tombstone or memory marker. Inside it, write a phrase that sums up your spiritual identity. What would your bones say about your faith? What message will your life leave when you're gone?



9. **Strong & Courageous-Pass It On** (Josh. 24:31-33) The generation who knew Joshua served the LORD—but others would come after. What are you doing now to shape the legacy of faith in your home, your church, your world?.

# Lesson Seven Day Ten

## Memorize & Meditate

☐  Pray...for your Grace Group

☐  Memorize: Joshua 24:14-15

### Lesson Seven/Day Ten - Create & Share

Joshua called the people to a covenant choice—at Shechem, in the shadow of fulfilled promises and buried idols. But his words are not just for them. They are for us.

Jesus echoes the same invitation—but with even deeper weight:

“If anyone would come after Me, let him deny himself and take up his cross daily and follow Me.” — *Luke 9:23*

To serve the LORD means to turn from every other master—comfort, ambition, distraction, self—and give yourself fully to the King who gave Himself fully for you. This isn't about adding God to your schedule. This is about naming Him Lord over *everything*.

This final day is your opportunity to creatively declare:

- What God has taught you in Joshua
- What you're leaving behind
- And what it means to serve Him in your real, ordinary, busy, present-day life

### Instructions:

You've spent nine days choosing whom you will *not* serve—and declaring how you *will* serve the Lord. Now take all that God has stirred in you and give it shape through creative expression. Choose a format that reflects your heart and style. Here are some ideas, or ideas or create your own:

- **Declaration Art:** Design a visual expression of Joshua 24:15 and your own commitment. Use art, photography, calligraphy, or digital design.
- **Testimony Letter or Covenant Commitment:** Write a personal pledge or letter expressing your decision to serve the LORD. What does this mean for your daily habits, relationships, and mindset?
- **Faith Journey Map:** Draw or annotate your journey through this study or your life. Show where God met you, what idols were surrendered, and where He's leading you now.
- **Spoken Word, Psalm, or Song:** Write a response poem, worship song, or reflective prayer declaring your surrender and service to the Lord.
- **Legacy Project:** Create a family motto, “stone of witness,” or set of values rooted in Scripture to lead future generations.
- **First-Person Narrative:** Reflect through the eyes of Joshua, Joseph, or someone in the crowd at Shechem—what do you see, feel, choose?

And then...

# Lesson Seven Day Ten

## As you create, consider...

Serving the LORD in sincerity and faithfulness doesn't require adding more to your schedule—it requires surrendering all of it. Consider these practical reflections:

- What does it mean to serve the LORD at home?
  - *With your tone, time, and tenderness.*
- What does it mean to serve the LORD at work?
  - *With integrity, humility, and diligence.*
- What does it mean to serve the LORD with your calendar?
  - *With margin, prayer, and priority on worship.*
- What does it mean to serve the LORD with your thoughts?
  - *Casting down comparison, resentment, distraction.*
- What does it mean to serve the LORD with your community?
  - *Using your gifts, presence, and grace to build up the Church.*

Let this final act of Create & Share be a stake in the ground.  
Like Joshua, say it aloud, say it boldly:

*As for me and my house,  
we will serve the LORD*