

# Joshua

Strong &

Courageous

Lesson Two

Joshua 1:1-5:1

Don't Forget to Remember

Do not be frightened,  
and do not be  
dismayed, for the  
LORD your God is  
with you wherever  
you go.

Joshua 1:9

LET THE WORD OF CHRIST DWELL IN YOU RICHLY

COLOSSIANS 3:16



"Let the Word of Christ  
dwell in you richly."

Colossians 3:16

# Lesson Two Day One

## Grace Group

Open with prayer then recite memory verse from the previous lesson.

Got Questions? If you have a question left unanswered or needing more clarification, this is a great time to make a note of it and share in the Q&R time following teaching.

## Thinking Back...

### DAY PAGES

- |      |       |  |
|------|-------|--|
| 1... | 15-18 | Share something you learned, loved, or were encouraged by from the previous message and/or Grace Group time. |
| 2... | 19-20 | Share your response to #8  |

## Share Your Responses...

- |       |       |                 |
|-------|-------|-----------------|
| 3...  | 21-22 | #'s 2, 4, and 7 |
| 4...  | 23-24 | #'s 1, 4, and 5 |
| 5...  | 25-26 | #'s 1, 3, and 5 |
| 6...  | 27-28 | #'s 1, 4, and 5 |
| 7...  | 29-30 | #'s 1, 3, and 5 |
| 8...  | 31-32 | #'s 1, 3, and 5 |
| 9...  | 33-34 | #'s 1, 3, and 4 |
| 10... | 35-36 | Create & Share  |

Up Next: Teaching – Getting the Big Picture of how to read, study, love, and dwell through Joshua

We believe God hears, sees, knows, and is ready to answer us and guide us when we pray.

Pray as you transition from Group to Teaching time for our fellowship to be God-honoring and focused on His word.



**You are loved and prayed for!**

# Lesson Two Day One

Teaching Time



Watch/Listen to this message on the “Dwelling Richly” [podcast](#).  
Notes/Handout for this message ChurchCenter group or  
[LaMiradaChurch.com/DwellingRichly](http://LaMiradaChurch.com/DwellingRichly)

# Lesson Two Day One



## Day by Day

...Lesson overview...

Use the checklist to help you plan your time with God - "TWiG Time"

<input checked="" type="checkbox"/>	<u>My Dates</u>	<u>Day</u>	<u>Content</u>
	<i>January 22</i>	1	<i>Grace Groups &amp; Teaching</i>
			<u>READ</u> <u>WRITE</u>
<input type="checkbox"/>	_____	2	Joshua 1:1-5:1
<input type="checkbox"/>	_____	3	Joshua 1:1-9      Psalm 1:1
<input type="checkbox"/>	_____	4	Joshua 1:10-18      Psalm 1:2
<input type="checkbox"/>	_____	5	Joshua 2:1-14      Psalm 1:3
<input type="checkbox"/>	_____	6	Joshua 2:15-24      Psalm 1:4
<input type="checkbox"/>	_____	7	Joshua 3:1-17      Psalm 1:5
<input type="checkbox"/>	_____	8	Joshua 4:1-14      Psalm 1:6
<input type="checkbox"/>	_____	9	Joshua 4:15-5:1
<input type="checkbox"/>	_____	10	Create & Share
	<i>February 5</i>	14	<i>Grace Groups &amp; Teaching</i> <i>Review Lesson 1</i>

### ...Memorize & Meditate...

Joshua 1:8

This Book of the Law shall not depart from your mouth, but you shall meditate on it day and night, so that you may be careful to do according to all that is written in it. For then you will make your way prosperous, and then you will have good success. (ESV)  
(Memorize from any translation.)

### ...Write the Word...

Psalm 1:1-6

*We will "Write the Word" through various passages as we study Joshua. You can write Joshua as well, however, for this study, we'll be writing mostly from Psalms. "Write the Word" pages are available to print from the website or pick up blank pages at Bible study.*



Tight on time? Look for this icon next to key questions.

# Lesson Two Day One

## My Heart to Yours...

As we begin Lesson Two, my heart is full thinking about the journey ahead for you in these chapters of Joshua. From the opening words where God commissions Joshua, to the crossing of the Jordan and the setting up of memorial stones, this section of Scripture is rich with reminders of God's faithfulness and His call to trust Him in every step.

It's not hard to imagine how overwhelming it must have been for Joshua to step into Moses' role as leader of Israel. But through every challenge, God reassured him with the promise of His presence and power. Over and over, we hear the refrain: "Be strong and courageous." God didn't promise an easy path, but He did promise to go with them and provide everything they needed for the journey.

In these next ten days, we'll walk with the Israelites as they prepare to enter the land God promised to their ancestors. We'll see how God parted the waters of the Jordan just as He did at the Red Sea. We'll hear how He called them to set up memorial stones—*zecher*—to proclaim His mighty deeds to future generations. And we'll be reminded that God's story of faithfulness is not just for the past; it's for us today.

As you reflect on these passages, I invite you to consider the "memorial stones" in your own life. What moments of God's faithfulness stand out to you? How has He made a way for you, provided for you, or strengthened you when you felt unsure? By the end of this lesson, you'll have the opportunity to create and share a "stone of remembrance" that points to God's work in your life.

You may not feel ready now, and that's okay. Maybe the days ahead will remind you of something you've forgotten or reveal something new about God's presence in your life. My prayer for you is that as we journey together through these chapters, you'll see more clearly the ways God has been faithful to you—and that you'll step forward in faith, trusting Him for what's ahead.

I'm excited for you to discover all that God has for you in this lesson. I'm praying for you as you begin, that your heart will be open to His Word, and that by the time we reach the end, you'll have your own "stone of remembrance" to celebrate and share.

Let's step into the waters together and trust that He will lead us through.







Eyes on Him,

 *Jennifer*



# Lesson Two Day Two

## Memorize & Meditate

- 1.  Pray...for your Grace Group
- 2.  Memorize Joshua 1:8
- 3.  Simply Read (See Below)
- 4.  Write the Word. (begins Day 3)
- 5.  Community Check in with your group.
- 6.  Worship \_\_\_\_\_

## Lesson Two /Day Two

**Introduction:** Day Two of each lesson will be a “fly-over” of the passages we’ll be dwelling in for this lesson. Look for details to pop out to you, new ideas, repeated phrases, and as always, how God is revealing Himself.

Remember as you dwell that God’s word was not written originally to you, but it is all for you especially as you prayerfully look for how God is preparing His people and making a way for Jesus to be our ultimate deliverer.

**Remember the big picture:** Joshua is part of God’s larger story of faithfulness and fulfillment.

Ask as you dwell: “What patterns of God’s faithfulness am I seeing?”

### Thinking Back...

1. **Remember & Relate:** Review your notes and write 1-2 notes from the previous message or Grace Group time you want to remember. Why was this helpful or encouraging to you? How will this help you continue to grow in your faith and dwell in the Word?

|  
:  
|

2. **Ready to Worship:** As you read and dwell through today’s passage come back here and write any worship songs, hymns, or choruses that come to mind:

|  
:  
|

### Dwelling in the Word...

3. **Read Joshua 1:1-9.** When (generally) does this take place? Key People? Locations?

|  
:  
|

Ideas/Truths about God: (promise kept, character revealed, expectation, etc.)

|  
:  
|

Question/Concern

4. **Read Joshua 1:10-18** Note the Key People and Locations.

|  
:  
|

Ideas/Truths about God: (promise kept, character revealed, expectation, etc.)

|  
:  
|

Note/Question/Concern

# Lesson Two Day Two

---

## 5. Read Joshua 2:1-14

| Key People and Locations.

| Ideas/Truths about God: (promise kept, character revealed, expectation, etc.)

| Personal Note/Question/Concern:

## 6. Read Joshua 2:15-24

| Key People and Locations.

| Ideas/Truths about God: (promise kept, character revealed, expectation, etc.)

| Personal Note/Question/Concern

## 7. Read Joshua 3:1-17

| Key People and Locations.

| Ideas/Truths about God: (promise kept, character revealed, expectation, etc.)

| Personal Note/Question/Concern

## 8. Read Joshua 4:1-14

| Key People and Locations.

| Ideas/Truths about God: (promise kept, character revealed, expectation, etc.)

| Personal Note/Question/Concern

## 9. Read Joshua 4:15-5:1

| Key People and Locations:

| Ideas/Truths about God: (promise kept, character revealed, expectation, etc.)







| Personal Note/Question/Concern

10. **Create & Share** – This is a good time to look ahead to Day Ten, “Create & Share.”



# Lesson Two Day Three

## Memorize & Meditate

- 1.  Pray...for your Grace Group
- 2.  Memorize Joshua 1:8
- 3.  Simply Read Joshua 1:1-9
- 4.  Write the Word Psalm 1:1
- 5.  Community Share in the group.
- 6.  Worship \_\_\_\_\_

## Lesson Two /Day Three – Joshua 1:1-9

**Big Idea:** God equips and encourages His leader to move forward in faith.

**Introduction:** God commissions Joshua, reiterates His covenant promises, and commands obedience to His Word.

Look for ways God's faithfulness, holiness, and sovereign plan are revealed.

Reflect on how this passage can strengthen your understanding of God's character and how it equips you to share and defend your faith.

### Dwelling in the Word...

1. **Remember & Relate:** Review Deuteronomy 1:38 and 34:1-12.  
What lands does Moses look over? What promise does God review and get ready to fulfill? How had God blessed Joshua?

2. **Meet Joshua.** Note details about Joshua: **Exodus** 17:8-13, 24:13, 32:17, 33:11; **Numbers** 11:28, 13:8-16, 14:6-38, 27:18-23; **Deut.** 34:9; 1 Chronicles 7:20-29. What does Joshua's name mean?

3. **Map It...**the areas noted in Deut. 34:1-8 and Josh. 1:1-4. **Note:** bodies of water to the far west and northern and southern ends of the Jordan. We'll be adding more detail later in this lesson. Use an online map or map in your Bible for reference. *Want a larger space for your map? There's room on the last page in this lesson.*
4. **Covenant Faithfulness.** Compare the land boundaries described here with God's promise in Genesis 15:18-21. What does this tell you about God's covenant faithfulness then? What does this mean for you today?

### MAP OF THE PROMISED LAND

# Lesson Two Day Three

5. **Commands and Promises.** (Josh 1:2-9) Note every command and promise God gives to Joshua and the people of Israel.

6. **Be Strong and Courageous.** Read Deuteronomy 31:6-7, 23 along with Joshua 1:6-9. Why do you think this command is so central to Joshua's commission?

7. **Meditating on the Law.** What does it mean to "meditate" on the God's Word? How is meditating different than reading or hearing? What difference would meditating make in your own life as you seek to fulfill Colossians 3:16?

8. **Torah Time.** (Joshua 1:8) Read also Psalm 1:2 and 119:15. What role does keeping the "Book of the Law" play in the life of God's people? What role should it play in your life? How are prosperity and success connected to the Law?

9. **Blessed Assurance.** In light of God's promises and presence, what fears might Joshua have faced? How does God's reassurance address those fears? What tools does God offer Joshua and the people?

10. **Strong & Courageous:** Reflect on how God's faithfulness and presence in Joshua's commission challenge and encourage you to trust Him more fully. What step of obedience can you take this week to let God's Word dwell in you richly and shape your life?

## LEARNING HEBREW

יְהוָה

(yah-WEH)  
Joshua 1:1

Proper name of the God of Israel. "LORD" (all caps) in the Bible - YHWH.

יְהוֹשֻׁעַ

(yeh-ho-SHOO-ah)  
Joshua 1:1

"Joshua" - means YHWH saves or YHWH is salvation. Also the Hebrew name for Jesus.

חָזַק

(khaw-zak')  
Joshua 1:6, 7, 9

To be strong, strengthen, take hold of

אַמֵץ

(aw-MAYTS)  
Joshua 1:6, 7, 9

To be strong, courageous, firm alert

שָׁמַר

(shah-MAR)  
Joshua 1:7

To hedge about, guard, to protect, observe, attend to

תּוֹרָה







(toh-RAH)  
Joshua 1:8

Law, instruction, teaching, precept, statute



# Lesson Two Day Four

## Memorize & Meditate

- 1.  Pray for your family
- 2.  Memorize Joshua 1:8
- 3.  Simply Read Joshua 1:10-18
- 4.  Write the Word Psalm 1:2
- 5.  Community Connect with the group today
- 6.  Worship \_\_\_\_\_

## Lesson Two /Day Four – Joshua 1:10-18

**Big Idea:** Joshua mobilizes the people with unity and determination

**Introduction:** After God commissions Joshua, Joshua commands the people. It's time to break camp and take the land of promise! As you study, consider how Joshua's leadership demonstrates obedience to God's Word and inspires others to follow Him faithfully.

### Thinking Back...

- Faith & Fear.** What part can both faith and fear play in the lives of even the strongest believer? How does God anticipate this reality and speak to it in Joshua 1:1-9? Think about Joshua's own experience with people of faith and fear – Numbers chapter 13, for example.



- Foundation-Fulfilled.** Read Hebrews 13:5-8. What connections do you see with the opening of Joshua and specifically God's promise in Joshua 1:5? How is the account of Joshua foundational to believing and applying the truth written in Hebrews?



### Dwelling Well...

- Preparing to Possess.** (1:10-11) How does Joshua's immediate obedience to God's instructions demonstrate his faith in God's promises? How might the lessons learned in the past 40 years have impacted his faith?



### LEARNING HEBREW

צָוָה

(tsaw-VAH)  
Joshua 1:10

to command, charge,  
appoint, ordain

חַיִל

(Khah-yil)  
Joshua 1:14

strength, valor, army,  
wealth, able – “chayil” has  
many meanings. The  
“Proverbs 31 Woman” is  
described as an “eschet  
Chayil” – woman of valor

עָזַר

(ah-ZAR)  
Joshua 1:14

To help, support, surround,  
protect

נָחָה

(noo'akh)  
Joshua 1:15

To rest, settle, repose, give  
rest, leave, place

# Lesson Two Day Four

4. **The Command.** (1:10) What is Joshua's God-inspired command and of whom does he make this command?

5. **Will You?** (1:12-15) Which three tribes have a special land arrangement?

Read Numbers 32 for background. Add these tribes to your map, pg 45.

**NOTE:** These tribes are collectively called the "Transjordanian" tribes because they are across the Jordan river from the Promised Land.

What had YHWH promised to provide?

What was the commitment that these tribes had to fulfill?

What will be their blessing if they fulfill their vow?

6. **We Will! (1:16)** How do the Transjordanian leaders (Reubenites, Gadites, and half-tribe of Manasseh) respond?

7. **Irony or Ignorance?** (1:17a) What promise do these leaders make? Do you think they are sincere? Are they ignorant of the past or overly optimistic about the future? Having read all of Joshua in our first lesson what do you know about what will happen later in this account? What does this teach you about your own willingness and commitment to obey God "in all things" and God's mercy and grace for you?



8. **Ready for Rest.** What does Joshua remind the leaders of TWICE in his commanding speech? Consider 1:13 and 1:15. Why do you think this is so important that he repeats it?

9. **United in Mission.** (1:17b-18) How do the Transjordan leaders show that even though they are on the other side from the other tribes they are on Joshua's side and recognize him as their leader? What two encouragements do they give Joshua? What one warning do they give?

10. **Strong & Courageous.** Consider the bold encouragements and strong warning of the Transjordan leaders (Josh. 1:17-18.) Think about Joshua's bold promise of what God would provide (Josh. 1:13, 15.) What does it look like in your life today to boldly follow God?



# Lesson Two Day Five

Memorize & Meditate

- 1. 🙏 Pray...for increased faith
- 2. 📖 Memorize Joshua 1:8
- 3. 📖 Simply Read Joshua 2:1-14
- 4. 📝 Write the Word Psalm 1:3
- 5. ❤️ Community Encourage a Grace Group member
- 6. 🎵 Worship \_\_\_\_\_


## Lesson Two /Day Five – Joshua 2:1-14

Theme: Aligning with God

**Introduction:** Rahab's faith challenges us to step out courageously, to know and trust in God, and to align ourselves with Him, even when it means standing against the world. This lesson highlights the transformative power of faith, seen in Rahab's bold decision to align herself with the God of Israel.

### Thinking Back...

1. **Been There, Done That.** Consider what spiritual as well as strategic lessons

 Joshua learned from his experience recorded in Numbers 13:1-14:38 and recapped by Moses in Deuteronomy 1:22-28.

Spiritual Lessons...

Strategic Lessons...

2. **Fame and Fear.** Read Exodus 15:1-18. How did this event impact the spread of YHWH's fame in the land? Read Exodus 23:27-28. What was God's promise?

### Dwelling Richly...

3. **Risky Choice.** Why do you think Joshua sent only two spies into Jericho? Why send any at all considering God's promise of victory?

### LEARNING HEBREW

רַחֵם

(kheh'sed)

Joshua 2:12, 14

Lovingkindness, mercy,  
steadfast love, loyalty,  
faithfulness, goodness

# Lesson Two Day Five

---

4. **Meet Rahab.** Based only on this passage, what **facts** can you gather about Rahab? Based on these few initial facts, what might you **infer** about her life, faith, history, hopes, etc.?



5. **Rahab's Role.** What was significant about Rahab's house being part of the city wall? How might this detail highlight God's goodness and providence for His people?

6. **Word's Out.** What insight does Rahab share about her people? ...about her understanding of YHWH? Note the **facts** she states and **truths** she infers about YHWH.









7. **Sworn Oaths.** What does Rahab ask of the spies? Why do you think she trusted them? What does this tell you about her beliefs?

8. **Strong and Courageous.** Rahab chose to align herself with YHWH, the God of Israel, instead of the king of her own land. How does she exemplify strength and courage?



# Lesson Two Day Six

## Memorize & Meditate

- 1.  Pray...for your church
- 2.  Memorize Joshua 1:8
- 3.  Simply Read Joshua 2:15-24
- 4.  Write the Word Psalm 1:4
- 5.  Community Share an idea or insight
- 6.  Worship \_\_\_\_\_

## Lesson Two /Day Six – Joshua 2:15-24

Theme: Faith in Action

**Introduction:** Rahab's actions remind us that genuine faith is not passive but actively seeks God's protection, provision, and promises—sometimes at great personal cost. Through her story, we see how God's providence and grace extend even to unlikely people in unexpected ways.

### Thinking Back....

1. **Faith that Acts.** Reflect on Rahab's bold faith from Joshua 2:1-14. Why was her faith stronger than her fear of the Canaanites or any consequence of her actions?



2. **Rescue Stories.** Consider how God saved and set apart other people in the Torah like Noah building the ark (Genesis 6:9-22) or the Israelites placing blood on their doorposts during Passover (Exodus 12:1-28). How do these examples of faith in action reveal God's plan for deliverance?



### Dwelling in the Word...

3. **Scarlet Tikvah (Cord):** Whose idea was the scarlet *Tikvah* (cord)? What is the significance of Rahab tying it in her window (Joshua 2:18-21)? How does this act of obedience reflect her understanding of who the God of Israel is?



4. **Escape and Strategy:** Why was it important for the spies to follow Rahab's instructions for their escape (Joshua 2:15-16)? What does this reveal about Rahab's resourcefulness and the spies' trust in her?



### LEARNING HEBREW

תִּקְוָה

(tik-vah)

Joshua 2:18, 21

Hope, expectation, cord  
“Tikvah” appears when Rahab ties the scarlet cord in her window. It means “hope” or “expectation,” symbolizing the hope Rahab placed in the promise of the spies and ultimately in God's deliverance.

# Lesson Two Day Six

---

5. **A Promise Kept:** Rahab and the spies make a covenant of mutual trust (Joshua 2:17-20). What are the terms of their covenant? Why would the spies be willing to enter into such a covenant knowing that the Amorites of this area are destined for destruction by YHWH?

6. **Faith and Family:** Rahab seeks salvation not only for herself but for her entire family (Joshua 2:18). How does her faith encourage us to intercede for those we love? Consider and Connect to this New Testament passage: Acts 16:25-34

7. **The Fear of the Lord:** In Joshua 2:23-24, the spies report that the people of Jericho are terrified because of Israel. How does this fulfillment of God's promise in Exodus 23:27-28 strengthen Joshua and the Israelites? What does this teach you about knowing the history of God and His people?









8. **Strong and Courageous:** How can you trust and act on God's promises in your own life this week, even when the outcome isn't immediately clear? Where might God be calling you to step out in faith and courage like Rahab?





# Lesson Two Day Seven

## Memorize & Meditate

- 1.  Pray for patience.
- 2.  Memorize Joshua 1:8
- 3.  Simply Read Joshua 3:1-17
- 4.  Write the Word Psalm 1:5
- 5.  Community Respond to a prompt.
- 6.  Worship \_\_\_\_\_

## Lesson Two /Day Seven – Joshua 3:1-17

Theme: Stepping out in Faith and Obedience

Introduction: Is God's timing perfect? I think we'd answer, "Of course." But when we're in the midst of a challenging or overwhelming season it might not feel that way. Why now, God? Why not then, Lord? In this account we see that God chooses the best time not for us to *feel* ready but for us to *know* and trust Him and His timing.

### Thinking Back...


1. **Faith that Leads.** How did Rahab's faith in Joshua 2 demonstrate trust in God's plan? How does her example prepare us for the Israelites' trust in Joshua 3?



2. **God's Presence in the Journey:** Reflect on Exodus 13:21-22, where God led Israel with a pillar of cloud and fire. How does God's presence then compare to His presence in the ark leading Israel in Joshua 3?

### Dwelling in the Word...

3. **A New Leader:** In Joshua 3:7, God promises to exalt Joshua in the eyes of all Israel. Why was this significant for the people and for Joshua's leadership? What does this teach you about God?



4. **The Role of the Ark:** The ark of the covenant is mentioned multiple times in this passage.. Why was the ark so central to the crossing of the Jordan? What did it symbolize for the people of Israel? Read Exodus 25:10-22, Numbers 10:33-36, Deuteronomy 10:1-5 for the ark's significance. How does the presence of the ark in Joshua 3 highlight God's faithfulness and leadership?



### LEARNING HEBREW

תִּבְיָה




(tey-vah)

Joshua 3:3

Ark, vessel, chest

The ark of the covenant represents God's presence and leadership, much like Noah's ark was a vessel of salvation in Genesis 6:14

# Lesson Two Day Seven

- 
5. **Stepping Into the Water:** The priests were commanded to step into the Jordan before the waters would part (Joshua 3:13-16). Why do you think God required this act of faith? How does this challenge us to trust God even when we can't see the full picture?
- 
6. **A Miraculous Crossing:** What parallels can you draw between the crossing of the Jordan in Joshua 3 and the crossing of the Red Sea in Exodus 14? How does this miracle reaffirm God's power and faithfulness to a new generation of Israelites?
7. **Sanctify Yourselves:** In Joshua 3:5, Joshua tells the people to consecrate themselves because the Lord will do wonders among them. What does it mean to consecrate oneself? How can we prepare our hearts to witness God's work in our lives today?
8. **God's Timing and Provision:** The Jordan was at flood stage when the people crossed (Joshua 3:15). Why might God have chosen such a challenging time for this miracle? What does this teach us about His power and purpose?
9. **Foundational-Fulfilled.** The Israelites' crossing of the Jordan into the promised land marked the beginning of a new chapter in their journey with God. Read Matthew 3:13-17 and Romans 6:3-4. How does this crossing foreshadow the work of Jesus and the new life we receive through Him? How does this account encourage you to step into the fullness of God's promises for your life as a believer?
- 
10. **Strong and Courageous.** Just as the priests stepped into the Jordan, we are often called to take steps of faith before seeing God's provision. What "first step" might God be asking you to take in your life? How can you trust Him to lead and provide as you move forward in faith?
- 

# Lesson Two Day Eight

## Memorize & Meditate

- 1. 🙏 Pray for humility.
- 2. 📖 Memorize Joshua 1:8
- 3. 📖 Simply Read Joshua 4:1-14
- 4. 📝 Write the Word Psalm 1:6
- 5. ❤️ Community Share answer to Q4
- 6. 🎵 Worship \_\_\_\_\_

### Lesson One/Day Eight – Joshua 4:1-14

Theme: Remembering the Faithfulness of God

Introduction: As the Israelites cross the Jordan, God instructs them to set up memorial stones to remind future generations of His power and faithfulness. This act of remembrance points us to the importance of recalling God's mighty works in our lives and passing that faith on to others.

#### Thinking Back...

1. **Faithful Reminders:** In Joshua 3, God miraculously stopped the waters of the Jordan so His people could cross. How does this event connect to God's parting of the Red Sea in Exodus 14? What does this teach us about God's consistency in fulfilling His promises?



.....

2. **The Power of Remembrance:** Reflect on Deuteronomy 6:4-9, where God instructs His people to teach His commands to their children. How does this connect to God's command in Joshua 4:6-7 to set up memorial stones? Why is remembering so important in faith?

.....

#### Dwelling in the Word...

3. **Twelve Stones, Twelve Tribes:** Why did God command one man from each tribe to carry a stone from the Jordan (Joshua 4:2-5)? How did this act emphasize unity and shared participation among God's people?

.....

4. **Memorial (Zechar) Stones:** In Joshua 4:6-7, God says the stones are to be a sign for future generations. What might these stones have communicated to the children of Israel years later? What are some ways we can create "memorials" to help us remember and share God's faithfulness today?



.....

#### LEARNING HEBREW

זְכָר

(zeh-kher)

Joshua 4:7


Remembrance, memorial  
The stones taken from the Jordan are a **zechar**, a physical reminder of God's mighty acts, encouraging future generations to remember His faithfulness.

# Lesson Two Day Eight


---


5. **The Role of the Priests:** The priests carrying the ark stood in the middle of the Jordan until everyone crossed (Joshua 4:10). What does this say about the role of spiritual leaders in supporting God's people as they step forward in faith?

6. **God's Glory in Leadership:** In Joshua 4:14, God exalts Joshua in the eyes of all Israel, just as He did for Moses. How might this affirmation have encouraged both Joshua and the people?

7. **Stones That Speak:**  Imagine you are one of the Israelites placing a stone on the pile. Reflect on how this moment echoes God's command to Moses in Exodus 12:24-27. How does the memorial of the Passover and the memorial stones in Joshua 4 both serve to teach future generations about God's faithfulness? What might your stone symbolize about your experience with God's faithfulness? Sketch or describe what a memorial stone would remind you and future generations about in your own life.

8. **The Waters Held Back:** Joshua 4:11-13 notes that the river's waters remained held back until everyone crossed safely. How does this reflect God's patience and care for every individual in His plan?

9. **Jesus, Our Living Memorial:**  The memorial stones in Joshua 4:6-7 were a sign to remind future generations of God's faithfulness. Read Luke 22:19-20 and 1 Corinthians 11:23-26. How do the stones in Joshua point forward to Jesus as the ultimate reminder of God's faithfulness and salvation? How can reflecting on Jesus' life, death, and resurrection shape your daily walk of faith?

10. **Strong and Courageous.**  God calls His people to remember His works and share them with others. What is one way you can intentionally "set up a memorial" in your life to remember God's faithfulness? How might sharing your testimony encourage others to trust Him more deeply?

# Lesson Two Day Nine

## Memorize & Meditate

- 1. 🙏 Pray for children in your church
- 2. 🔥 Memorize Joshua 1:8
- 3. 📖 Simply Read Joshua 4:15-5:1
- 4. 📝 Write the Word
- 5. ❤️ Community Share answer to Q1
- 6. 🎵 Worship \_\_\_\_\_

## Lesson Two /Day Nine – Joshua 4:15-5:1

Theme: The God Who Completes what He Begins

Introduction: As we study Joshua 4:15-5:1, we'll see how God's power, faithfulness, and provision are celebrated in the memorial of the stones and in the fear that spreads among Israel's enemies. This passage challenges us to reflect on how God finishes His work in our lives and points us to the ultimate completion found in Jesus.

### Thinking Back...

- God's Steadfast Presence:** Reflect on Joshua 3:7-13 and how the ark of the covenant symbolized God's presence leading the people into the Jordan. How does God's presence in the crossing assure His people of His continued guidance?



### Dwelling in the Word...

- God's Command to Joshua:** In Joshua 4:15-18, God commands Joshua to bring the priests and the ark out of the Jordan. Why was it significant that God gave specific instructions for both entering and exiting the Jordan? How does this demonstrate God's order and care?



- The Miracle's Conclusion:** As soon as the priests' feet touch dry ground, the waters of the Jordan return to their full flow (Joshua 4:18). What does this say about God's timing and control over creation? How might this have strengthened the Israelites' faith?



- Significant Timing:** Joshua 4:19 notes the exact day when the people came up from the Jordan. What day was it? \_\_\_\_\_ Why is this significant? Read Exodus 12:1-3 to learn what God commanded Israel to do on this same date during their time in Egypt.



# Lesson Two Day Nine

---

5. **The Stones as a Witness:** Joshua 4:20-24 emphasizes that the memorial stones were to serve as a sign



for future generations and a testimony to all the earth of God's power. Underline the word "when" in verse 21. "When" indicates an expectation that others WILL ask about the stones. Read Matthew 5:14-16 and 1 Peter 3:15. How can Jesus' teachings remind you to live? What does Peter's point say to you about the stone you set up in your life? What might go wrong with the expectation of being asked? Why might your children or others in your life not ask? How can you live in a way that prompts curiosity about your faith and prepares you to share God's story of faithfulness?

6. **A Step of Faith:** Imagine being one of the priests carrying the ark as the waters of the Jordan surged back into place behind you. What emotions might you feel as you step onto dry land? Write or draw a reflection about how this moment reflects God's faithfulness to you in your own life.

7. **Hearts Melt with Fear:** Joshua 5:1 describes how the Canaanite kings responded with fear when they heard about the Jordan crossing. What does this reveal about the power of God's reputation? How does this fear fulfill God's promise and pave the way for Israel's next steps?

8. **Strong and Courageous.** Read Philippians 1:6 and Hebrews 12:2. How does the completion of the Jordan crossing point to God's faithfulness to finish what He starts in our lives? How does this remind you of Jesus, who both began and completed the work of our salvation? How can you trust Him today to bring His work in your life to completion?

# Lesson Two Day Ten

## Memorize & Meditate

1. 🙏 Pray...for your Grace Group

2. 📖 Memorize Joshua 1:8

### Lesson Two/Day Ten - Create and "Zechar"

Take a moment to reflect on the journey we've walked together through Joshua 1:1-5:1. We've seen God's power part rivers, His faithfulness in fulfilling promises, and His call to trust Him as He leads His people. Like the Israelites, we are reminded that God is always with us, calling us to step forward in faith and remember His work in our lives.

God asked the Israelites to set up memorial (Zechar) stones so future generations would know and proclaim His mighty deeds. Today, we're invited to do something similar: to reflect on what God has done in our lives, celebrate His faithfulness, and boldly share His story with others.

Maybe you're thinking, "I don't have much to share," or, "What I've learned isn't as significant as someone else's story." Let me encourage you: every step of faith is significant, and every story matters because it's part of God's story. You don't need to have the perfect words or a dramatic testimony—God simply asks for a willing heart.

This isn't about comparison; it's about celebration. God has been at work in each of us, and sharing what He's done builds up the faith of those around us. Take time to consider what God has accomplished in your life. Trusting that He can use your story to encourage others.

Those who crossed the Jordan went back to the very spot where the God showed up in power. They picked up a stone large enough that it had to be carried on their shoulder - big enough to be seen, not stuffed into a pocket or pouch.

God could have instructed them to look back on that spot on the Jordan and write about it, but instead He instructed them to go to that spot and pick up a stone so big that it couldn't be missed.

1) Think of a time when God showed His faithfulness to you. What would be a large reminder of that moment? Maybe it's a keepsake, a photo, or a journal entry from that time. If nothing tangible comes to mind, think about a symbol—like a stone or another object—that could represent what God has done for you.

2) Write a prayer of thanks to God for His faithfulness in that moment. If you can, bring a photo of your "memorial stone" or the actual item to our next Grace Group meeting, ready to share how God has been at work in your life.

3) Consider how this moment might encourage someone else, whether in our group or beyond. Joshua 4:24 says the stones were a sign for "all the peoples of the earth." Your story is part of God's story if you are obeying Him. Sharing it boldly can glorify Him and inspire others to trust Him more deeply.



# MAP OF THE PROMISED LAND

