

Joshua

Strong

&

Courageous

Do not be frightened,
and do not be
dismayed, for the
LORD your God is
with you wherever
you go.

Joshua 1:9


LET THE WORD OF CHRIST DWELL IN YOU RICHLY

COLOSSIANS 3:16

A Dwelling Richly
Community Bible Study

**Welcome
&
Introduction**

Joshua: Strong & Courageous



"Let the Word of Christ
dwell in you richly."

Colossians 3:16

...Dwelling Richly Bible Study...



Welcome to “Joshua: Strong & Courageous!” I’m so glad you’re here to journey with us through this remarkable book of the Bible. Together, we’ll step into a pivotal moment in Israel’s history—a moment when God’s promises to His people begin to unfold in powerful ways. Through Joshua, we’ll see the **faithfulness** of God, the **courage** required to follow Him, and the **grace** He extends even in the midst of human frailty.

In, “**Saved & Set Apart**”, we saw God’s mighty hand deliver Israel from slavery in Egypt and guide them through the wilderness. Moses led the people to the edge of the Promised Land, standing at the banks of the Jordan River. Now, in Joshua, the story picks up as God calls a new leader to take His people across the river and into the land He promised generations ago to Abraham, Isaac, and Jacob.

But this is more than just a historical account of battles won and land divided. This is a story about **faith**—a faith that doesn’t come easily but must be chosen again and again. Joshua will challenge us to trust God’s promises and courageously follow His commands, even when the way forward seems daunting. The words “**be strong and courageous**” will echo throughout this study, encouraging us to live boldly in the strength of the Lord.

As we explore Joshua chapter by chapter, we’ll encounter themes of God’s faithfulness, His holiness, and His justice. We’ll grapple with the joy of promises fulfilled and the difficult and ugly realities of warfare, judgment, and human sinfulness. These moments may challenge your heart, but they will also deepen your understanding of God’s plan and His character.

In the lessons ahead, we’ll start with Israel’s miraculous crossing of the Jordan and the renewal of their covenant with God. We’ll witness the fall of Jericho and the victories (and failures) that follow. We’ll navigate alliances, conquests, and the division of the land. Finally, we’ll conclude with Joshua’s stirring words: “*Choose this day whom you will serve... as for me and my house, we will serve the Lord*” (Joshua 24:15).

Through it all, we’ll hold fast to our goal as a community: not just to study God’s Word, but to let it dwell in us richly, transforming our lives from the inside out (Colossians 3:16). As we step into this study, may your heart be **encouraged**, your faith be **strengthened**, and your courage **renewed** to walk boldly in God’s promises.

Let’s begin this journey together—strong and courageous in the Lord!

Eyes on Him,

 **Jennifer**

DwellingRichly@gmail.com  www.JenniferGRichmond.com

...Dwelling Richly Bible Study...

We...

...enthusiastically and intentionally dwell in the Word
and let the word of Christ dwell in us richly.

(from Colossians chapter 3)

We...

- **point** one another toward God for wisdom and hope
- **support** one another in life's challenges and blessings
- **share** our strengths and weaknesses
- **provide** encouragement, fun, & friendship that grow out of God's Word

We Expect...

- **Bible-based** studies & teaching.
- **Faith-building** Bible study not worldly solutions and motivational quotes.
- **to Have Fun** God's Word brings us true joy and we have fun dwelling in it!
- **to Learn a Ton!** We are ready to learn!
- **to Get Stuck** We are ok to work a and not always understand right away
- **to Grow** from who we are today to who we can become empowered by the Holy Spirit



"Let the Word of Christ
dwell in you richly."

Colossians 3:16



...Dwelling Richly Bible Study...

How do we study?

Read & Take Notes. For study, get in the habit of using a printed Bible. The Bible on your computer or an app are helpful resources, but these should support your time in the Word – your physical Bible.

Translation *not* a paraphrase.

Here are some trustworthy translations:

***English Standard Version (ESV) – We'll be using the ESV in this study**

Also consider...

New American Standard (NASB)	New International Version (NIV)
Christian Standard Bible (CSB)	New English Translation (NET)
New Living Translation (NLT)	Common English Bible (CEB)

Use **colored pencils** to mark in your Bible. I use a [Pentel 8 colored pencil](#).



Pray. Before you read, ask God to help you understand what you are reading. It's amazing what happens when we just do that...pray. God is faithful...Dwelling Richly Bible Study...

Trust the process. Decide as you begin to:

- Expect Growth – which takes time
- Expect Challenge – growth will stretch you. This is good.
- Enjoy the process and have fun
- Give yourself grace to learn
- Engage with the Scriptures – don't just read
- Connect with others










...Dwelling Richly Bible Study...

Grace Groups

Connecting, sharing, praying with, and encouraging one another.

Meet in between sessions to discuss the study or simply to hang out for coffee, at a park, and just for fun!

During Grace Group time we will be mindful of the following...

1.  **God's Word is our standard.** We'll use the Bible - not personal opinion, popular teachers, or church tradition - as our guide for everything. Questions will generally reference the English Standard Version (ESV), but you can use any trustworthy Bible translation (not a paraphrase) to study from.
2.  **We Remember:** 'In essentials, unity; in non-essentials, liberty; in all things, charity.'
3.  **Do your own thinking.** Avoid commentaries and the study notes in your Bible -. Trust God, pray, ask for wisdom then read and answer on your own.
4.  **Be gracious and patient** with yourself and with others. We're all learning. No one has it all figured out.
5.  **This is a Bible study** – not a personal-opinion group. So, there are going to be “right” and “wrong” answers in keeping with the truth of God's Word.
6.  **Share or Listen.** You don't have to share, but if you did the reading and responded to that prompt, why not chime in? We all benefit from one another's thoughts and questions. I bet you have something great to share!
7.  **Done or Not Done...**Come. Didn't finish the study this week? That's ok. Life gets busy. You're here! Yay, you! This will be a good week for you to listen and be encouraged by others.
8.  **Be considerate.** ...of time and tone. Share your thoughts and allow time for others to do the same – limit yourself to about 2 minutes maximum. Some have strong opinions, others are shaping theirs. Avoid pressing your point of personal opinion.
9.  **Pray.** ...when you arrive, while you're in Grace Groups, during teaching time. Pray for your understanding to grow. Pray for your Grace Group leaders. Pray for one another. Let's be men & women who go to the Father for one another and seek His face together.

...Dwelling Richly Bible Study...

Ready? Let's go!

Maybe you decided this study is going to be your best yet...you made sure to set aside time in your busy schedule so you won't get swamped and let the lesson go to the last moment. Maybe it's your first time doing a Bible study and you have no idea what to expect. Wherever you are, whatever your expectations, here's what you can count on...I'm praying for you and God is ready to bless you amazingly!

A Simple Plan! Each lesson is laid out to "let the Word of Christ dwell in you richly." I designed this routine to give you comfort in the pattern and predictability. Also, every step is a thoughtful way to approach study so you become equipped to know the Word and deepen your faith. Look for these steps on the next page.

Know Two Things...

- 1) **You have an advocate! Yay!** Jesus himself is praying for you! Imagine that! It's pretty amazing, don't you think? It's true. You are doing a good thing by getting into God's Word. Staying faithful and focused isn't always going to be easy, so right here and now think about how cool it is that Jesus is advocating for you, cheering you on, making a way for you to do well in this venture!
- 2) **You have an enemy! Yikes!** Satan, the Bible says, is like a roaring lion "seeking whom he may devour"...that's you! It's true, but it's only discouraging if you forget #1! You may find that more than any other time in your life you have scheduling challenges, emotional weakness, mental fatigue, relationship issues...you name it...anything at all to get in the way of you getting into the Word.

The Four P's...

Pray. Get armored up and tell God that you want His blessing as you schedule, study, think, and get into His Word. God will always answer that kind of prayer with a big, fat, awesome, "Yes!"

Partner. Connect with someone in your group so you can share encouragement and accountability. Send texts, make calls, meet-up with your "study buddy" and encourage one another!

Plan. You didn't just show up unannounced to your last dentist appointment. You didn't just miraculously find time for that date with a friend, your car didn't just magically repair itself while you were sleeping...you saw a need and made time to make sure it all happened. Plan now for the time you'll spend in Bible study. It won't just happen.

Prioritize. I bet you brushed your teeth today. Maybe you even flossed. You probably went to the dentist too at some point in the last year...why? You value your teeth and you want them to look nice and not fall out of your head. You made dental health a priority because you know the consequences are pretty ugly if you don't. Guess what? Your spiritual health is even more valuable.



...Dwelling Richly Bible Study...

The Dwelling Richly Way

It's not about "doing" Bible study.

The Dwelling Richly approach is about fulfilling Colossians 3:16, "Let the Word of Christ DWELL in you richly..." So, we don't "do" Bible study we let it dwell in us and we return the favor dwell in the Word - we read, write, think, ask, engage, and create. We connect with others and share. We memorize and meditate. We are prayerful and hopeful and expectant the Holy spirit will teach us.

. . . Week by Week . . .

We meet every two weeks. In those 14 days, 10 of them are designed to give you time...

...together:

Day 1 - Review previous lesson/passages - Fellowship & Teaching

...on your own:

Day 2 - Overview of the passages for the lesson ahead

Days 3-9 - Dwell in and through the Word more deeply

Day 10 - Create & Share

1. 🙏 Pray...for your Grace Group

2. 📖 Memorize/Meditate

3. 📖 Simply Read

4. 📖 Write the Word (begins Lesson Two)

5. ❤️ Community Share in the group.

6. 🎵 Worship _____

. . . Day by Day . . .

Each day moves you through spiritual disciplines and habits to help you grow.

Here's what a day looks like...

Pray First. Ask God for understanding and pray for others in the study as well. Think about a focus word to help you pray like "clarity" or "peace" or "wisdom." Ask God to give you understanding in a specific way during your study. Having a focus word will help with that...

...then **Memorize & Meditate.** Write the memory verse in the text box at the top of the page...

...next **Write.** Write the memory verse each day and "Write the Word"

After that...**Simply Read.** Read the passages for that day. At the end of this study you'll be very familiar with Joshua! You'll have read it through at least three times start to finish!

Then, **Engage.** Respond to the prompts, answer questions, think, and get stuck - yes, "get stuck" - you won't always feel like you understand or have the "right" answer. That's OK. Just let the Word of God "dwell in you richly"...

...and **Reflect.** I'll share some of my thoughts, and we'll think together about what we've read and what we're understanding.

Finally, **Create & Share.** Express and share your thoughts, feelings, and ideas about what you've learned



...Dwelling Richly Bible Study...

Notes



Resources

- Lessons –
 - Printed and available each time we meet
 - Download to view or print at home here: jenniferrichmond.com/joshua-strong-and-courageous-lessons
 - and in our Church Center group: lmcc.churchcenter.com/my/groups/dwelling-richly
 - Find a typo? Thank you! Look for the “Typo Alert” thread in the group. Double check with your GG Leader then share in the group.
- Messages –
 - jenniferrichmond.com/teaching/
 - YouTube
 - Spotify
 - Anywhere you enjoy listening to podcasts
- Attend Bible Study -
 - In person – La Mirada Church, 12104 Los Coyotes Ave., La Mirada
 - Online - Zoom – the link is the same every session.
- Contact Jennifer -
 - DwellingRichly@gmail.com
 - La Mirada Church
 - Text: 562.524.1119 (church)



"Let the Word of Christ
dwell in you richly."

Colossians 3:16

Joshua

Strong &

Courageous

Lesson One

Joshua 1:1-24:33

The Big Picture

Do not be frightened,
and do not be
dismayed, for the
LORD your God is
with you wherever
you go.

Joshua 1:9

LET THE WORD OF CHRIST DWELL IN YOU RICHLY

COLOSSIANS 3:16



"Let the Word of Christ
dwell in you richly."

Colossians 3:16

Lesson One Day One

Grace Group

Let's get to know one another. Pray, then begin...

1. "My name is _____ When have down time I love to..."
2. Share about something new...something you've tried? a place you've been? a person you've met?
3. Does personal Bible study come easily for you or is it something you've had to work on? How so? Share a tip that has been helpful for you.
4. Read the Grace Group guidelines together. Talk about how each will help you and your group dwell well in the Word and grow together in fellowship.
5. Are you familiar with the book of Joshua? What do you already know? What would you like to learn? What are you curious about?
6. The theme of this study comes from Joshua 1:9, "*Be strong and courageous. Do not be frightened, and do not be dismayed, for the Lord your God is with you wherever you go.*" How do you think the Christian understanding of strength and courage is different that the way the "world" might understand this?

Pass around the Prayer and Connections Journal.

If you have a prayer request that is more private, you can share with your group leader or our teaching leader, Jennifer after the study.

Next up...teaching time with Jennifer...take notes on the next page.



Lesson One Day One

Teaching Time

An Invitation to Dwell in the Word



Watch/Listen to this message on the "Dwelling Richly" podcast - YouTube, Spotify, Audible, or any platform/app you enjoy.

Lesson One Day One



Day by Day

An overview of this lesson. Use the checklist to help you plan your time with God “TWIG Time”

<input checked="" type="checkbox"/>	<u>My Dates</u>	<u>Day</u>	<u>Content</u>
	<i>January 8</i>	1	Grace Groups & Teaching <u>READ</u> the Word
<input type="checkbox"/>	_____	2	(various passages)
<input type="checkbox"/>	_____	3	(various passages)
<input type="checkbox"/>	_____	4	Joshua 1:1-4:24
<input type="checkbox"/>	_____	5	Joshua 5:1-8:35
<input type="checkbox"/>	_____	6	Joshua 9:1-12:24
<input type="checkbox"/>	_____	7	Joshua 13:1-17:18
<input type="checkbox"/>	_____	8	Joshua 18:1-21:45
<input type="checkbox"/>	_____	9	Joshua 22:1-24:33
<input type="checkbox"/>	_____	10	Create & Share
	<i>January 22</i>	14	Grace Groups & Teaching Review Lesson 1

...Memorize & Meditate...

Joshua 1:9

Have I not commanded you? Be strong and courageous. Do not be frightened, and do not be dismayed, for the Lord your God is with you wherever you go.

(Memorize from any translation.)

...Write the Word...

(Begins Lesson Two)

Lesson One Day One

My Heart to Yours...

Have you ever stood at the edge of something new—excited but nervous, hopeful yet unsure? That’s where we find the people of Israel at the start of Joshua. They’ve wandered the wilderness, seen God’s mighty works, and now they’re standing at the Jordan River, about to step into the promises they’ve heard about their entire lives.

Maybe you’re standing on the edge of something, too. A new chapter. A challenge you didn’t expect. A step of faith that feels just a little too big. If so, you’re in the perfect place to journey through Joshua.

This study is about more than crossing a physical river or conquering a land. It’s about faith—*bold, messy, imperfect faith*. It’s about trusting God to fulfill His promises and stepping out when the water ahead looks deep. *It’s about courage, not because we’re strong, but because He is.*

As we walk through these next 10 days together, we’ll revisit the powerful stories of how God led His people—from the wilderness to the Promised Land. You’ll meet Joshua, a leader called to be “strong and courageous,” and Rahab, a woman whose scarlet thread of faith changed her life and her future. That scarlet thread runs through the pages of Scripture, pointing us to Jesus—the One who mends what’s broken, forgives what’s flawed, and leads us into His promises.

When I think about this journey, the words of a hymn come to mind:

*“Come, thou Fount of every blessing,
Tune my heart to sing thy grace;
Streams of mercy, never ceasing,
Call for songs of loudest praise.”*

Like the Israelites crossing the Jordan, we’re stepping into streams of mercy—God’s faithful presence with us in every step. Whether you feel ready or not, **God is faithful, and His promises are sure.**

So, here’s my invitation to you: let’s not just read Joshua. Let’s live it. Let’s dwell in the Word and step into these pages with faith, allowing God to speak, challenge, and change us. Let’s trace the scarlet thread and see how God’s hand has been at work from the Jordan River all the way to the cross—and into your life today.

My prayer for you in this study is simple: that you will **find courage in God’s promises, strength in His presence, and joy in His grace.** Wherever you are—on the edge of a new beginning or deep in the heart of your own journey—know this: the God who led His people into the Promised Land is the same God who walks with you today. Be strong and courageous, my friend.

The river ahead isn’t too deep for the One who parts it.

Eyes on Him,

 Jennifer

Lesson One Day Two

Memorize & Meditate

- 1. 🙏 Pray...for your Grace Group
- 2. 📖 Memorize Joshua 1:9
- 3. 📖 Simply Read (See Below)
- 4. 📝 Write the Word (begins Lesson Two)
- 5. ❤️ Community Share answer to Q1 in the group.
- 6. 🎵 Worship _____

Theme: God's deliverance, covenant, and preparation for entering the Promised Land

Introduction: Today, we'll look back at God's faithfulness through Exodus–Deuteronomy to set the stage for our study of Joshua. This review will remind us of key moments in Israel's journey and how God prepared Joshua and Caleb to lead His people. **As you read and reflect**, consider how these past events shape what happens in Joshua and how God has faithfully prepared you for the challenges you face today.

Simply Read...

👉 **HELPFUL TIP:** Throughout this study, look for Scriptures that are hyperlinked to an online Bible resource. If you open this document on your computer, tablet, or other device, you will be able to click the links and read the passage online! [CLICK HERE](#) to read these passages from the ESV, NIV, NET, and NLT on BibleGateway.com

Exodus 3:7-10 – God's promise to deliver Israel and lead them to the Promised Land.

Exodus 14:13-31 – The parting of the Red Sea and God's miraculous deliverance.

Exodus 17:8-16 – Battle with Amalek

Numbers 13:1-33 – Joshua and Caleb's faithful report from spying out Canaan.

Numbers 27:12-23 – Joshua is commissioned as Moses' successor.

Thinking Back...

1. **Remember & Relate:** Write 1-2 points from the message or encouragement from Grace Groups you want to remember. Why was this helpful or encouraging to you? How will this help you going forward?

1)

2)

Missed the previous session? You can catch up! Listen to the Dwelling Richly podcast today.

Dwelling in the Word...

2. **God's Character.** Read Exodus 3:7-10. What does this reveal about God's character and plan for His people?

Lesson One Day Two

3. **Israel's Response.** Read Exodus 14:13-31. What do you notice about Israel's response to God's deliverance? How would you expect this to provide a foundation for the trust in God going forward? How might it have shaped Joshua's trust in God as a leader?

4. **The Big Battle.** Read Exodus 17:8-16. How do you see God's power and teamwork between Moses, Joshua, and others in this account? What does this teach you are reliance on God?

5. **Spies in the Land.** Read Numbers 13:1-33. What stands out to you about Joshua and Caleb's faith compared to the other spies? How does their trust in God challenge or encourage you?

6. **Commissioned.** Read numbers 27:12-23. What do you learn about God's preparation of Joshua to lead Israel?

7. **Worship.** What worship song comes to mind as you reflect on today's passages? Why that song?

Write the name of the song on the "Worship" line at the top of today's lesson.

Each day of this lesson I encourage you to write the name of a worship song that comes to your mind as you read the Word. Let His Word dwell in you richly "...teaching and admonishing one another in all wisdom, singing psalms and hymns and spiritual songs, with thankfulness in your hearts to God" Colossians 3:16

8. **Strong & Courageous.** As you reflect on today's readings, how do you see God preparing you for the challenges or opportunities in your own life?

Lesson One Day Three

Memorize & Meditate

- 1. 🙏 **Pray...** for Grace Group leaders
- 2. 📖 **Memorize:** Joshua 1:9
- 3. 📖 **Simply Read:** (See Below)
- 4. 📝 **Write the Word** (begins Lesson Two)
- 5. ❤️ **Community: Say Hi in the Group.**
- 6. 🎵 **Worship:** _____

Theme: God's Preparation of His People and Joshua's Leadership

Introduction: Today, we'll continue reflecting on Exodus-Deuteronomy, tracing how God led His people through the wilderness and prepared them to enter the Promised Land. We'll see Moses recount Israel's rebellion, God's promises, and how Joshua was uniquely chosen and prepared to lead. As you read, consider how God worked through **victories**, **failures**, and **transitions** to guide His people and equip Joshua for the challenges ahead.

Simply Read...

[CLICK HERE](#) to read these passages from the ESV, NIV, NET, and NLT on BibleGateway.com

Deuteronomy 1:19-38 – Moses recounts Israel's rebellion and Joshua's faithful leadership.

Deuteronomy 3:18-22 – Moses encourages Joshua as Israel prepares to cross into the Promised Land.

Deuteronomy 6:4-12 – The Shema and the call to love and obey God.

Deuteronomy 31:1-8 – Moses commissions Joshua as leader of Israel.

Deuteronomy 34:1-12 – Moses' death and the transition to Joshua's leadership.

Thinking Back...

1. **Remember & Relate:** Reflect on yesterday's reading about Joshua's first battle (Exodus 17) and his preparation as a leader. What was a particularly powerful image in that passage to you? Why?

Dwelling in the Word...

2. **The Rebels and the Faithful.** Read Deuteronomy 1:19-38. How does Moses use Israel's rebellion at Kadesh-Barnea to highlight Joshua's faithfulness? How does this moment reflect Joshua's trust in God, even when others doubted?

Lesson One Day Three

3. **Inspired Confidence.** Read Deuteronomy 3:18-22: Moses gives instructions to the tribes and encourages Joshua. How does Moses' confidence in God's power serve as an example for Joshua as a leader?

4. **Shema for All.** Read Deuteronomy 6:4-12: The Shema calls Israel to love God fully and remember His faithfulness. How does this foundational truth prepare them for the challenges of the Promised Land?

5. **Repeated Assurance.** Read Deuteronomy 31:1-8. Moses commissions Joshua and encourages him to "be strong and courageous." What stands out to you about Moses' words and how they would prepare Joshua to lead?

6. **Bittersweet Mission.** Read Deuteronomy 34:1-12. Moses' death marked the end of an era for Israel. How does this chapter emphasize God's faithfulness to His promises and His preparation of Joshua as the new leader?

7. **Strong & Courageous:** As you reflect on today's readings, where do you see God equipping you for the roles and responsibilities He has placed before you?

Lesson One Day Four

Memorize & Meditate

- 1. 🙏 Pray...for your family.
- 2. 📖 Memorize/Meditate Joshua 1:9
- 3. 📖 Simply Read [Joshua 1:1-4:24](#)
- 4. 📝 Write the Word (begins Lesson Two)
- 5. ❤️ Community
- 6. 🎵 Worship _____

Theme: God's Promise, Presence, and Provision

Introduction: Today, we begin our journey into the book of Joshua by exploring the first four chapters, where we see God's promise, presence, and provision on full display. These chapters are a powerful reminder that God is faithful to keep His promises, that His presence goes before us, and that His provision makes the impossible possible.

As Israel stands on the brink of the Promised Land, God reaffirms His covenant with Joshua, assuring him that He will be with him just as He was with Moses. The miraculous crossing of the Jordan River shows God's provision, stopping the waters so His people could enter the land. The memorial stones they set up afterward serve as a tangible reminder of His faithfulness for generations to come.

Dwelling in the Word...

As you read each passage look for the following and highlight them in your Bible.

YELLOW or **ORANGE** -Wow! Big Idea! / **BLUE** -Truth about God/Holy Spirit

BROWN - people / **GREEN** - places / **PINK** - cross-reference to OT or NT / **RED** - Jesus* - remember, this is the idea of "types" - think of things that remind you of Jesus and may be a foreshadowing of Him.

ALSO: Write questions you have about that passage - a word, idea, or reference you want to understand better.

1. **Joshua 1:** God commissions Joshua and encourages him to "be strong and courageous."



Lesson One Day Four

2. **Joshua 2:** Rahab protects the spies and professes faith in Israel's God.

3. **Joshua 3:** The Israelites cross the Jordan River as God stops the flow of water.

4. **Joshua 4:** Twelve memorial stones are set up to commemorate God's faithfulness.

5. **Questions or Reflections** from Joshua 1-4:

Lesson One Day Five

Memorize & Meditate

- 1. 🙏 Pray...for your neighbors.
- 2. 📖 Memorize: Joshua 1:9
- 3. 📖 Simply Read: [Joshua 5:1-8:35](#)
- 4. 📝 Write the Word (begins Lesson Two)
- 5. ❤️ Community
- 6. 🎵 Worship _____

Theme: Obedience, Holiness, and God's Power

Introduction: Today, we'll follow Israel's journey as they renew their covenant with God and experience their first major victories in the Promised Land. These chapters demonstrate the importance of obedience, the consequences of sin, and the overwhelming power of God when His people trust Him. As you read, consider how Israel's successes and failures reveal both God's holiness and His mercy.

Dwelling in the Word...

As you read each passage look for the following and highlight them in your Bible.

YELLOW or **ORANGE** -Wow! Big Idea! / **BLUE** -Truth about God/Holy Spirit

BROWN - people / **GREEN** - places / **PINK** - cross-reference to OT or NT / **RED** - Jesus* - remember, this is the idea of "types" - think of things that remind you of Jesus and may be a foreshadowing of Him.

ALSO: Write questions you have about that passage - a word, idea, or reference you want to understand better.

1. **Joshua 5:** Israel renews their covenant with God through circumcision and celebrates Passover.



Lesson One Day Five

2. **Joshua 6:** Jericho falls as Israel follows God's instructions.

3. **Joshua 7:** Achan's sin leads to Israel's defeat at Ai.

4. **Joshua 8:** Israel repents, obeys God, and conquers Ai; the covenant is renewed at Mount Ebal.

5. **Questions or Reflections** from Joshua 5-8:

Lesson One Day Six

Memorize & Meditate

- 1. 🙏 Pray...for your church leaders
- 2. 📖 Memorize: Joshua 1:9
- 3. 📖 Simply Read: [Joshua 9:1-12:24](#)
- 4. 📝 Write the Word (begins Lesson Two)
- 5. ❤️ Community
- 6. 🎵 Worship _____

Theme: God's Sovereignty in Victory

Introduction: Today's chapters cover a dramatic period in Israel's conquest of the Promised Land, including strategic battles and God's miraculous intervention. These accounts remind us of God's sovereignty and His faithfulness to fulfill His promises, even in the midst of human failures and challenges. As you read, reflect on how God's power is displayed and how His plans always prevail.

Dwelling in the Word...

As you read each passage look for the following and highlight them in your Bible.

YELLOW or **ORANGE** -Wow! Big Idea! / **BLUE** -Truth about God/Holy Spirit

BROWN - people / **GREEN** - places / **PINK** - cross-reference to OT or NT / **RED** - Jesus* - remember, this is the idea of "types" - think of things that remind you of Jesus and may be a foreshadowing of Him.

ALSO: Write questions you have about that passage - a word, idea, or reference you want to understand better.

1. **Joshua 9:** The Gibeonites deceive Israel into making a treaty.



Lesson One Day Six

2. **Joshua 10:** God causes the sun to stand still and grants Israel victory over five Amorite kings.







3. **Joshua 11:** Joshua leads Israel in defeating the northern kings.

4. **Joshua 12:** A summary of the kings defeated by Moses and Joshua.

5. **Questions or Reflections** from Joshua 9-12:

Lesson One Day Seven

Memorize & Meditate

- 1.  Pray...for personal diligence
- 2.  Memorize: Joshua 1:9
- 3.  Simply Read: [Joshua 13:1-17:18](#)
- 4.  Write the Word (begins Lesson Two)
- 5.  Community
- 6.  Worship _____

Theme: Faithfulness in the Fulfillment of God's Promises

Introduction: As Israel moves from conquest to settlement, the focus shifts to dividing the land among the tribes. These chapters emphasize God's faithfulness in fulfilling His promises to give Israel the land. They also highlight the importance of trust, gratitude, and obedience as the people begin to occupy their inheritance. As you read, consider how God's faithfulness to Israel encourages you to trust Him in your own life

Dwelling in the Word...

As you read each passage look for the following and highlight them in your Bible.

YELLOW or **ORANGE** -Wow! Big Idea! / **BLUE** -Truth about God/Holy Spirit

BROWN - people / **GREEN** - places / **PINK** - cross-reference to OT or NT / **RED** - Jesus* - remember, this is the idea of "types" - think of things that remind you of Jesus and may be a foreshadowing of Him.

ALSO: Write questions you have about that passage - a word, idea, or reference you want to understand better.

1. **Joshua 13:** God describes the land yet to be conquered and begins the division of the land.



Lesson One Day Seven

2. **Joshua 14:** Caleb boldly claims Hebron as his inheritance, trusting in God's promises.







3. **Joshua 15:** The allotment for the tribe of Judah, including Caleb's conquest of Hebron.

4. **Joshua 16–17:** The allotments for Ephraim and Manasseh, along with their concerns about their inheritance.

5. **Questions or Reflections** from Joshua 13-17:

Lesson One Day Eight

Memorize & Meditate

- 1.  Pray...for wisdom
- 2.  Memorize: Joshua 1:9
- 3.  Simply Read: [Joshua 18:1-21:45](#)
- 4.  Write the Word (begins Lesson Two)
- 5.  Community
- 6.  Worship _____

Theme: God's Faithfulness in Providing Justice, Rest, and Inheritance

Introduction: As the land division continues, today's chapters highlight God's justice and provision for His people. From the cities of refuge to the Levites' inheritance, we see God's care for individuals, His provision for worship, and the fulfillment of His promises. These chapters remind us that God's faithfulness is not just about victories but also about creating a place of justice, rest, and worship for His people.

Dwelling in the Word...

As you read each passage look for the following and highlight them in your Bible.

YELLOW or **ORANGE** -Wow! Big Idea! / **BLUE** -Truth about God/Holy Spirit

BROWN - people / **GREEN** - places / **PINK** - cross-reference to OT or NT / **RED** - Jesus* - remember, this is the idea of "types" - think of things that remind you of Jesus and may be a foreshadowing of Him.

ALSO: Write questions you have about that passage - a word, idea, or reference you want to understand better.

1. **Joshua 18:** The remaining tribes receive their inheritance.



Lesson One Day Eight

2. **Joshua 19:** Six remaining tribes receive inheritance.

3. **Joshua 20:** The establishment of cities of refuge for those who accidentally take a life.

4. **Joshua 21:** The Levites receive their towns, and the land division is completed.

5. **Questions or Reflections** from Joshua 18-21:

Lesson One Day Nine

Memorize & Meditate

- 1. 🙏 Pray...for humility
- 2. 📖 Memorize: Joshua 1:9
- 3. 📖 Simply Read: [Joshua 22:1-24:33](#)
- 4. 📝 Write the Word (begins Lesson Two)
- 5. ❤️ Community
- 6. 🎵 Worship _____

Theme: Faithfulness, Unity, and Choosing to Serve the Lord

Introduction: Today, we conclude our flyover of Joshua with a focus on unity among God's people, the renewal of the covenant, and Joshua's stirring farewell address. These chapters emphasize the importance of faithfulness to God, the value of unity, and the choice each person must make to serve the Lord wholeheartedly. As you read, reflect on how Joshua's legacy and God's unchanging faithfulness call you to live out your faith boldly.

Dwelling in the Word...

As you read each passage look for the following and highlight them in your Bible.

YELLOW or **ORANGE** -Wow! Big Idea! / **BLUE** -Truth about God/Holy Spirit

BROWN - people / **GREEN** - places / **PINK** - cross-reference to OT or NT / **RED** - Jesus* - remember, this is the idea of "types" - think of things that remind you of Jesus and may be a foreshadowing of Him.

ALSO: Write questions you have about that passage - a word, idea, or reference you want to understand better.

1. **Joshua 22:** The eastern tribes return home but face conflict over an altar, ultimately resolved in unity.



Lesson One Day Nine


2. **Joshua 23:** Joshua's farewell address, urging Israel to remain faithful to God.


3. **Joshua 24:** The covenant is renewed at Shechem; Joshua declares, "As for me and my house, we will serve the Lord."

4. **Questions or Reflections** from Joshua 22-24:

Lesson One Day Ten

Memorize & Meditate

□ 1.  Pray...to grasp the love and holiness of God

□ 2.  Memorize: Joshua 1:9

...Create and Share...

Day Ten is set aside to take what we've been reading, learning, and dwelling upon...bring it all together, create something new and personal, then share it to bless someone. I developed this part of the Dwelling Richly study because I wanted us to not just study and bring the Word in, but to let it move around inside of us and then come out in a way that would bless others.

...

Jesus was the ultimate example to us of exactly what this day is set aside for...creating and sharing. Everywhere Jesus Christ went he created. He is the epitome of all of creation and is one with God as the Creator. He is our beautiful example to follow as he shared not only in the simple acts of kindness but in the stunning and miraculous acts of sharing his healing power.

We were made in His image - to do and be and live like Him - not just because that's what a good Christian "should" do, but because we are most like Jesus when we imitate Him and live up to His image within us. So, our **Create & Share** time is not just another "step" in our Bible study - it is literally fulfilling what we have been called to do, "be imitators of God as dearly loved children."

...

I encourage you to embrace this time in each lesson. To challenge yourself to reach a bit even if it's out of your comfort zone to "create." So many don't think of themselves as creative and feel awkward trying to express themselves artistically. But, I hope you'll grow in this area and really embrace the spirit of creating and of sharing.

...

The theme for this study through Joshua is inspired by God's charge to Joshua as he prepared to lead the Israelites into the Promised Land. This theme is captured in the core verse for our study: "Have I not commanded you? Be strong and courageous. Do not be frightened, and do not be dismayed, for the Lord your God is with you wherever you go." (Joshua 1:9)

...

I created the cover art for this study to reflect my heart when I considered the incredible truth of God's promise, presence, and provision. The scarlet cord—like the one Rahab placed in her window—symbolizes salvation and God's faithful provision through Christ. The view of Mt. Sinai in the background and stones in the foreground remind me of God's miraculous work at the Jordan and the call to trust Him as we step forward in faith.

What images come to your mind? What do you think of when you consider what it means to be "strong and courageous"? On the next page, or a page of your own: Draw or use images from magazines, clip art, the internet, etc., and create a collage or drawing that illustrates the theme of Joshua to you.

Finally, share what you created. You have a study buddy, a friend, your spouse, or even one of your children...share what you created. Explain what you've learned. They may love it and really get it...or they may smile and not fully grasp it. That's okay.

The important part is that you spent time dwelling in the Word...and you allowed it to take root in your heart. You've responded to God's call:

"Be strong and courageous. Do not be frightened, and do not be dismayed, for the Lord your God is with you wherever you go." (Joshua 1:9)."



Lesson One Day Ten

