

Joshua

Strong

&

Courageous

Do not be frightened,
and do not be
dismayed, for the
LORD your God is
with you wherever
you go.

Joshua 1:9

LET THE WORD OF CHRIST DWELL IN YOU RICHLY


COLOSSIANS 3:16

A Dwelling Richly

Community Bible Study

Joshua: Strong & Courageous

Welcome & Introduction



"Let the Word of Christ
dwell in you richly."

Colossians 3:16

...Dwelling Richly Bible Study...

Welcome to "Joshua: Strong & Courageous!"

I'm so glad you're here to journey with us through this remarkable book of the Bible. Together, we'll step into a pivotal moment in Israel's history—a moment when God's promises to His people begin to unfold in powerful ways. Through Joshua, we'll see the faithfulness of God, the courage required to follow Him, and the grace He extends even in the midst of human frailty.

In, "Saved & Set Apart", we saw God's mighty hand deliver Israel from slavery in Egypt and guide them through the wilderness. Moses led the people to the edge of the Promised Land, standing at the banks of the Jordan River. Now, in Joshua, the story picks up as God calls a new leader to take His people across the river and into the land He promised generations ago to Abraham, Isaac, and Jacob.

But this is more than just a historical account of battles won and land divided. This is a story about faith—a faith that doesn't come easily but must be chosen again and again. Joshua will challenge us to trust God's promises and courageously follow His commands, even when the way forward seems daunting. The words "be strong and courageous" will echo throughout this study, encouraging us to live boldly in the strength of the Lord.

As we explore Joshua chapter by chapter, we'll encounter themes of God's faithfulness, His holiness, and His justice. We'll grapple with the joy of promises fulfilled and the difficult and ugly realities of warfare, judgment, and human sinfulness. These moments may challenge your heart, but they will also deepen your understanding of God's plan and His character.

In the lessons ahead, we'll start with Israel's miraculous crossing of the Jordan and the renewal of their covenant with God. We'll witness the fall of Jericho and the victories (and failures) that follow. We'll navigate alliances, conquests, and the division of the land. Finally, we'll conclude with Joshua's stirring words: "Choose this day whom you will serve... as for me and my house, we will serve the Lord" (Joshua 24:15).

Through it all, we'll hold fast to our goal as a community: not just to study God's Word, but to let it dwell in us richly, transforming our lives from the inside out (Colossians 3:16). As we step into this study, may your heart be encouraged, your faith be strengthened, and your courage renewed to walk boldly in God's promises.

Let's begin this journey together—strong and courageous in the Lord!

Eyes on Him,



DwellingRichly@gmail.com  www.JenniferGRichmond.com

...Dwelling Richly Bible Study...

Our Expectations

We are people who...

...enthusiastically and intentionally dwell in the Word
and let the word of Christ dwell in us richly.

(from Colossians chapter 3)

Together We...

- **point** one another toward God for wisdom and hope
- **support** one another in life's challenges and blessings
- **share** our strengths and weaknesses
- **provide** encouragement, fun, & friendship that grow out of God's Word

We expect...

- **Bible-based** studies & teaching.
- **Faith-building** Bible study not worldly solutions and motivational quotes.
- to **Have Fun God's** Word brings us true joy and we have fun dwelling in it!
- to **Learn a Ton!** We are ready to learn!
- to **Get Stuck** We are ok to work, think, and not always understand right away
- to **Grow** from who we are today to who we can become empowered by the Holy Spirit



"Let the Word of Christ
dwell in you richly."

Colossians 3:16



...Dwelling Richly Bible Study...

How do we study?

Read & Take Notes

For study, get in the habit of using a printed Bible. The Bible on your computer or an app are helpful resources, but these should support your time in the Word – your physical Bible.

Translation not a paraphrase.

Here are some trustworthy translations:

English Standard Version (ESV) – *We'll be using the ESV in this study*

Also consider...

- New American Standard (NASB)
- Christian Standard Bible (CSB)
- New Living Translation (NLT)
- New International Version (NIV)
- New English Translation (NET)
- Common English Bible (CEB)

Use colored pencils to mark in your Bible.

I recommend colored pencils like the Pentel 8



Pray Before you read

Ask God to help you understand what you are reading. It's amazing what happens when we just do that...pray. God is faithful.

Trust the process.

- **Expect Growth** – which takes time
- **Expect Challenge** – growth will stretch you. This is good.
- **Enjoy the process** and have fun
- **Give yourself grace** to learn
- **Engage with the Scriptures** – don't just read
- **Connect** with others









...Dwelling Richly Bible Study...

Grace Groups

Connecting, sharing, praying with, and encouraging one another.

Meet in between sessions to discuss the study or simply to hang out for coffee, at a park, and just for fun!

Guidelines for our Grace Groups

1. God's Word is our standard. We'll use the Bible - not personal opinion, popular teachers, or church tradition - as our guide for everything. Questions will generally reference the English Standard Version (ESV), but you can use any trustworthy Bible translation (not a paraphrase) to study from.
2.  We Remember: 'In essentials, unity; in non-essentials, liberty; in all things, charity.'
3.  Do your own thinking. Avoid commentaries and the study notes in your Bible -. Trust God, pray, ask for wisdom then read and answer on your own.
4.  Be gracious and patient with yourself and with others. We're all learning. No one has it all figured out.
5.  This is a Bible study - not a personal-opinion group. So, there are going to be "right" and "wrong" answers in keeping with the truth of God's Word.
6.  Share or Listen. You don't have to share, but if you did the reading and responded to that prompt, why not chime in? We all benefit from one another's thoughts and questions. I bet you have something great to share!
7.  Done or Not Done...Come. Didn't finish the study this week? That's ok. Life gets busy. You're here! Yay, you! This will be a good week for you to listen and be encouraged by others.
8.  Be considerate. ...of time and tone. Share your thoughts and allow time for others to do the same - limit yourself to about 2 minutes maximum. Some have strong opinions, others are shaping theirs. Avoid pressing your point of personal opinion.
9.  Pray. ...when you arrive, while you're in Grace Groups, during teaching time. Pray for your understanding to grow. Pray for your Grace Group leaders. Pray for one another. Let's be men & women who go to the Father for one another and seek His face together.



...Dwelling Richly Bible Study...

Ready? Let's go!

Maybe you decided this study is going to be your best yet...you made sure to set aside time in your busy schedule so you won't get swamped and let the lesson go to the last moment. Maybe it's your first time doing a Bible study and you have no idea what to expect. Wherever you are, whatever your expectations, here's what you can count on...I'm praying for you and God is ready to bless you amazingly!

A Simple Plan! Each lesson is laid out to "let the Word of Christ dwell in you richly." I designed this routine to give you comfort in the pattern and predictability. Also, every step is a thoughtful way to approach study so you become equipped to know the Word and deepen your faith. Look for these steps on the next page.

Know Two Things...

- 1) **You have an advocate!** Yay! Jesus himself is praying for you! Imagine that! It's pretty amazing, don't you think? It's true. You are doing a good thing by getting into God's Word. Staying faithful and focused isn't always going to be easy, so right here and now think about how cool it is that Jesus is advocating for you, cheering you on, making a way for you to do well in this venture!
- 2) **You have an enemy!** Yikes! Satan, the Bible says, is like a roaring lion "seeking whom he may devour"...that's you! It's true, but it's only discouraging if you forget #1! You may find that more than any other time in your life you have scheduling challenges, emotional weakness, mental fatigue, relationship issues...you name it...anything at all to get in the way of you getting into the Word.

The Four P's...

- 1) **Pray.** Get armored up and tell God that you want His blessing as you schedule, study, think, and get into His Word. God will always answer that kind of prayer with a big, fat, awesome, "Yes!"
- 2) **Partner.** Connect with someone in your group so you can share encouragement and accountability. Send texts, make calls, meet-up with your "study buddy" and encourage one another!
- 3) **Plan.** You didn't just show up unannounced to your last dentist appointment. You didn't just miraculously find time for that date with a friend, your car didn't just magically repair itself while you were sleeping...you saw a need and made time to make sure it all happened. Plan now for the time you'll spend in Bible study. It won't just happen.
- 4) **Prioritize.** I bet you brushed your teeth today. Maybe you even flossed. You probably went to the dentist too at some point in the last year...why? You value your teeth and you want them to look nice and not fall out of your head. You made dental health a priority because you know the consequences are pretty ugly if you don't. Guess what? Your spiritual health is even more valuable.

...Dwelling Richly Bible Study...

The Dwelling Richly Way

...Dwell, don't "Do"...

It's not about "doing" Bible study. It's about fulfilling Colossians 3:16, "Let the Word of Christ DWELL in you richly..." So, we don't "do" Bible study. Instead, we let it dwell in us and we return the favor by dwelling in the Word

We **read**, write, think, ask, engage, and create.

We **connect** with others and share.

We **memorize** and **meditate**.

We are **prayerful, hopeful, and expectant** trusting that the Holy spirit will teach us.

...Week by Week...

We meet every two weeks. In those 14 days, 10 of them are designed to give you time...

Together:

Day 1 – Fellowship, Grace Groups, Teaching

On your own:

Day 2 – Overview of the passages for the lesson ahead

Days 3-9 – Dwell in and through the Word more deeply

Day 10 – Create & Share

...Day by Day...

Each day moves you through **spiritual disciplines** to help you grow.

- | | |
|---|--|
| <input type="checkbox"/> 1. 🙏 Pray... | <input type="checkbox"/> 4. 📝 Write the Word |
| <input type="checkbox"/> 2. 📖 Memorize/Meditate | <input type="checkbox"/> 5. ❤️ Community |
| <input type="checkbox"/> 3. 📖 Simply Read | <input type="checkbox"/> 6. 🎵 Worship |

- 1. Pray First.** Ask God for understanding and pray for others in the study as well. Think about a focus word to help you pray like "clarity" or "peace" or "wisdom." Ask God to give you understanding in a specific way during your study. Having a focus word will help with that...
- 2. ...then Memorize & Meditate.** Write the memory verse in the text box at the top of the page...
- 3.** After that...**Simply Read.** Read the passages for that day. At the end of this study you'll be very familiar with Joshua! You'll have read it through at least three times start to finish.
- 4.** ...next **Write.** Write the memory verse each day and "Write the Word"
- 5.** Then, **Engage.** Respond to the prompts, answer questions, think, and get stuck – yes, "get stuck" – you won't always feel like you understand or have the "right" answer. That's OK. Just let the Word of God "dwell in you richly"
- 6.** ...and **Reflect.** I'll share some of my thoughts, and we'll think together about what we've read and what we're understanding.
- 7.** Finally, **Create & Share.** Express and share your thoughts, feelings, and ideas about what you've learned



...Dwelling Richly Bible Study...

Notes

Resources

• Lessons

- o Printed and available each time we meet
- o Download to view or print at home here:
jennifergrichmond.com/joshua-strong-and-courageous-lessons
- o and in our Church Center group:
lmcc.churchcenter.com/my/groups/dwelling-richly
- o Find a typo? Thank you! Look for the "Typo Alert" thread in the group. Double check with your GG Leader then share in the group.

• Messages

- o jennifergrichmond.com/teaching/
- o YouTube
- o Spotify
- o Anywhere you enjoy listening to podcasts

• Attend Bible Study

- o In person - La Mirada Church, 12104 Los Coyotes Ave., La Mirada
- o Online - Zoom - the link is the same every session.

• Contact

- o Jennifer - DwellingRichly@gmail.com
- o La Mirada Church Text: 562.524.1119





"Let the Word of Christ
dwell in you richly."

Colossians 3:16

Joshua

Strong &

Courageous

Lesson One

Joshua 1:1-24:33

The Big Picture

Do not be frightened,
and do not be
dismayed, for the
LORD your God is
with you wherever
you go.

Joshua 1:9

LET THE WORD OF CHRIST DWELL IN YOU RICHLY

COLOSSIANS 3:16



"Let the Word of Christ
dwell in you richly."

Colossians 3:16

Lesson One Day One

Grace Group

Let's get to know one another. Pray, then begin...

1. "My name is _____ When have down time I love to..."
2. Share about something new...something you've tried? a place you've been? a person you've met?
3. Does personal Bible study come easily for you or is it something you've had to work on? How so? Share a tip that has been helpful for you.
4. Read the Grace Group guidelines together. Talk about how these help us group dwell well in the Word and grow together in fellowship.
5. Are you familiar with the book of Joshua? What do you already know? What would you like to learn? What are you curious about?
6. The theme of this study comes from Joshua 1:9, "Be strong and courageous. Do not be frightened, and do not be dismayed, for the Lord your God is with you wherever you go." How do you think the Christian understanding of strength and courage is different than the way the "world" might understand this?

Pass around the Prayer and Connections Journal.

If you have a prayer request that is more private, you can share with your group leader or our teaching leader, Jennifer after the study.

Next up...teaching time with Jennifer...take notes on the next page.



Lesson One Day One

Teaching Time

Dwelling Well Through Joshua, Part One



Watch/Listen to this message on the “Dwelling Richly” podcast – YouTube, Spotify, Audible, or any platform/app you enjoy.

Lesson One Day One



Day by Day

...Lesson overview...

Use the checklist to help you plan your time with God “TWiG Time”

<input checked="" type="checkbox"/>	<u>My Dates</u>	<u>Day</u>	<u>Content</u>
	<i>January 8</i>	1	Grace Groups & Teaching <u>READ the Word</u>
<input type="checkbox"/>	_____	2	(various passages)
<input type="checkbox"/>	_____	3	(various passages)
<input type="checkbox"/>	_____	4	Joshua 1:1-4:24
<input type="checkbox"/>	_____	5	Joshua 5:1-8:35
<input type="checkbox"/>	_____	6	Joshua 9:1-12:24
<input type="checkbox"/>	_____	7	Joshua 13:1-17:18
<input type="checkbox"/>	_____	8	Joshua 18:1-21:45
<input type="checkbox"/>	_____	9	Joshua 22:1-24:33
<input type="checkbox"/>	_____	10	Create & Share
	<i>January 22</i>	14	Grace Groups & Teaching Review Lesson 1

...Memorize & Meditate...

Joshua 1:9

Have I not commanded you? Be strong and courageous. Do not be frightened, and do not be dismayed, for the Lord your God is with you wherever you go.

(Memorize from any translation.)

...Write the Word...

(Begins Lesson Two)

Lesson One Day One

My Heart to Yours...

Have you ever stood at the edge of something new—excited but nervous, hopeful yet unsure? That’s where we find the people of Israel at the start of Joshua. They’ve wandered the wilderness, seen God’s mighty works, and now they’re standing at the Jordan River, about to step into the promises they’ve heard about their entire lives.

Maybe you’re standing on the edge of something, too. A new chapter. A challenge you didn’t expect. A step of faith that feels just a little too big. If so, you’re in the perfect place to journey through Joshua.

This study is about more than crossing a physical river or conquering a land. It’s about faith—bold, messy, imperfect faith. It’s about trusting God to fulfill His promises and stepping out when the water ahead looks deep. It’s about courage, not because we’re strong, but because He is.

As we walk through these next 10 days together, we’ll revisit the powerful stories of how God led His people—from the wilderness to the Promised Land. You’ll meet Joshua, a leader called to be “strong and courageous,” and Rahab, a woman whose scarlet thread of faith changed her life and her future. That scarlet thread runs through the pages of Scripture, pointing us to Jesus—the One who mends what’s broken, forgives what’s flawed, and leads us into His promises.

When I think about this journey, the words of a hymn come to mind:

*“Come, thou Fount of every blessing,
Tune my heart to sing thy grace;
Streams of mercy, never ceasing,
Call for songs of loudest praise.”*

Like the Israelites crossing the Jordan, we’re stepping into streams of mercy—God’s faithful presence with us in every step. Whether you feel ready or not, **God is faithful, and His promises are sure.**

So, here’s my invitation: Let’s not just read Joshua. Let’s live it. Let’s dwell in the Word and step into these pages with faith, allowing God to speak, challenge, and change us. Let’s trace the scarlet thread and see how God’s hand has been at work from the Jordan River all the way to the cross—and into your life today.

My prayer for you in this study is simple: that you will find **courage** in God’s promises, **strength** in His presence, and **joy** in His grace. Wherever you are—on the edge of a new beginning or deep in the heart of your own journey—know this: the God who led His people into the Promised Land is the same God who walks with you today. Be strong and courageous, my friend.

The river ahead isn’t too deep for the One who parts it.

Eyes on Him,

 **Jennifer**

Lesson One Day Two

Memorize & Meditate


-  Pray...for your Grace Group
-  Memorize Joshua 1:9
-  Simply Read (See Below)
-  Write the Word (begins Lesson Two)
-  Community Share answer to Q1 in the group.
-  Worship _____

Lesson One/Day Two

Theme: God's deliverance, covenant, and preparation for entering the Promised Land

Introduction: Today, we'll look back at God's faithfulness through Exodus-Deuteronomy to set the stage for our study of Joshua. This review will remind us of key moments in Israel's journey and how God prepared Joshua and Caleb to lead His people. As you read and reflect, consider how these past events shape what happens in Joshua and how God has faithfully prepared you for the challenges you face today.

Simply Read...

 **HELPFUL TIP:** Throughout this study, look for Scriptures that are hyperlinked to an online Bible resource. If you open this document on your computer, tablet, or other device, you will be able to click the links and read the passage online! [CLICK HERE](#) to read these passages from the ESV, NIV, NET, and NLT on BibleGateway.com

Exodus 3:7-10 – God's promise to deliver Israel and lead them to the Promised Land.

Exodus 14:13-31 – The parting of the Red Sea and God's miraculous deliverance.

Exodus 17:8-16 – Battle with Amalek

Numbers 13:1-33 – Joshua and Caleb's faithful report from spying out Canaan.

Numbers 27:12-23 – Joshua is commissioned as Moses' successor.

Thinking Back...

1. Remember & Relate:

Write 1-2 points from the message or encouragement from Grace Groups you want to remember. Why was this helpful or encouraging to you? How will this help you going forward?

Missed the previous session? You can catch up! Listen to the Dwelling Richly podcast today.

Dwelling in the Word...

2. God's Character.

Read Exodus 3:7-10. What does this reveal about God's character and plan for His people?

Lesson One Day Two

3. Israel's Response.

Read Exodus 14:13-31. What do you notice about Israel's response to God's deliverance? How would you expect this to provide a foundation for the trust in God going forward? How might it have shaped Joshua's trust in God as a leader?

4. The Big Battle.

Read Exodus 17:8-16. How do you see God's power and teamwork between Moses, Joshua, and others in this account? What does this teach you about reliance on God?

5. Spies in the Land.

Read Numbers 13:1-33. What stands out to you about Joshua and Caleb's faith compared to the other spies? How does their trust in God challenge or encourage you?

6. Commissioned.

Read Numbers 27:12-23. What do you learn about God's preparation of Joshua to lead Israel?

7. Worship.

What worship song comes to mind as you reflect on today's passages? Why that song?




Write the name of the song on the "Worship" line at the top of today's lesson. Each day of this lesson I encourage you to write the name of a worship song that comes to your mind as you read the Word. Let His Word dwell in you richly "...teaching and admonishing one another in all wisdom, singing psalms and hymns and spiritual songs, with thankfulness in your hearts to God" Colossians 3:16

8. Strong & Courageous.

As you reflect on today's readings, how do you see God preparing you for the challenges or opportunities in your own life?

Lesson One Day Three

Memorize & Meditate

-  Pray...for your Grace Group
-  Memorize Joshua 1:9
-  Simply Read (See Below)
-  Write the Word (begins Lesson Two)
-  Community Share answer to Q1 in the group.
-  Worship _____

.Lesson One/Day Three

Theme: God's Preparation of His People and Joshua's Leadership

Introduction: Today, we'll continue reflecting on Exodus-Deuteronomy, tracing how God led His people through the wilderness and prepared them to enter the Promised Land. We'll see Moses recount Israel's rebellion, God's promises, and how Joshua was uniquely chosen and prepared to lead. As you read, consider how God worked through victories, failures, and transitions to guide His people and equip Joshua for the challenges ahead.

Simply Read...

[CLICK HERE](#) to read these passages from the ESV, NIV, NET, and NLT on BibleGateway.com

Deuteronomy 1:19-38 – Moses recounts Israel's rebellion and Joshua's faithful leadership.

Deuteronomy 3:18-22 – Moses encourages Joshua as Israel prepares to cross into the Promised Land.

Deuteronomy 6:4-12 – The Shema and the call to love and obey God.

Deuteronomy 31:1-8 – Moses commissions Joshua as leader of Israel.

Deuteronomy 34:1-12 – Moses' death and the transition to Joshua's leadership.

Thinking Back...

1. Remember & Relate:

- Reflect on yesterday's reading about Joshua's first battle (Exodus 17) and his preparation as a leader. What was a particularly powerful image in that passage to you? Why?

||
||
||
||
||

2. The Rebels and the Faithful.

- Read Deuteronomy 1:19-38. How does Moses use Israel's rebellion at Kadesh-Barnea to highlight Joshua's faithfulness? How does this moment reflect Joshua's trust in God, even when others doubted?

||
||
||
||
||

Lesson One Day Three

3. Inspired Confidence.

Read Deuteronomy 3:18-22: Moses gives instructions to the tribes and encourages Joshua. How does Moses' confidence in God's power serve as an example for Joshua as a leader?

4. Shema for All.

Read Deuteronomy 6:4-12: The Shema calls Israel to love God fully and remember His faithfulness. How does this foundational truth prepare them for the challenges of the Promised Land?

5. Repeated Assurance.

Read Deuteronomy 31:1-8. Moses commissions Joshua and encourages him to "be strong and courageous." What stands out to you about Moses' words and how they would prepare Joshua to lead?

6. Bittersweet Mission.




Read Deuteronomy 34:1-12. Moses' death marked the end of an era for Israel. How does this chapter emphasize God's faithfulness to His promises and His preparation of Joshua as the new leader?

7. Strong & Courageous:

As you reflect on today's readings, where do you see God equipping you for the roles and responsibilities He has placed before you?

Lesson One Day Four

Memorize & Meditate

-  Pray...for your Grace Group
-  Memorize Joshua 1:9
-  Simply Read (See Below)
-  Write the Word (begins Lesson Two)
-  Community Share answer to Q1 in the group.
-  Worship _____

Lesson One/Day Four – Joshua 1:1-4:24

Theme: God's Promise, Presence, and Provision

Introduction: Today, we begin our journey into the book of Joshua by exploring the first four chapters, where we see God's promise, presence, and provision on full display. These chapters are a powerful reminder that God is faithful to keep His promises, that His presence goes before us, and that His provision makes the impossible possible.

As Israel stands on the brink of the Promised Land, God reaffirms His covenant with Joshua, assuring him that He will be with him just as He was with Moses. The miraculous crossing of the Jordan River shows God's provision, stopping the waters so His people could enter the land. The memorial stones they set up afterward serve as a tangible reminder of His faithfulness for generations to come.

Dwelling in the Word...

As you read each passage look for the following and highlight them in your Bible.

YELLOW or **ORANGE** -Wow! Big Idea! / **BLUE** -Truth about God/Holy Spirit

BROWN - people / **GREEN** - places / **PINK** - cross-reference to OT or NT / **RED** - Jesus* - remember, this is the idea of "types" - think of things that remind you of Jesus and may be a foreshadowing of Him.

ALSO: Write questions you have about that passage - a word, idea, or reference you want to understand better.

1. Joshua 1:

God commissions Joshua and encourages him to "be strong and courageous."

Lesson One Day Four

2. Joshua 2:

Rahab protects the spies and professes faith in Israel's God.

3. Joshua 3:

The Israelites cross the Jordan River as God stops the flow of water.







4. Joshua 4:

Twelve memorial stones are set up to commemorate God's faithfulness.

5. Questions or Reflections from Joshua 1-4:

Lesson One Day Five

Memorize & Meditate

-  Pray...for your Grace Group
-  Memorize Joshua 1:9
-  Simply Read (See Below)
-  Write the Word (begins Lesson Two)
-  Community Share answer to Q1 in the group.
-  Worship _____

Lesson One/Day Five – Joshua 5:1-8:35

Theme: Obedience, Holiness, and God’s Power

Introduction: Today, we’ll follow Israel’s journey as they renew their covenant with God and experience their first major victories in the Promised Land. These chapters demonstrate the importance of obedience, the consequences of sin, and the overwhelming power of God when His people trust Him. As you read, consider how Israel’s successes and failures reveal both God’s holiness and His mercy.

Dwelling in the Word...

As you read each passage look for the following and highlight them in your Bible.

YELLOW or **ORANGE** -Wow! Big Idea! / **BLUE** -Truth about God/Holy Spirit

BROWN - people / **GREEN** - places / **PINK** - cross-reference to OT or NT / **RED** - Jesus* - remember, this is the idea of “types” - think of things that remind you of Jesus and may be a foreshadowing of Him.

ALSO: Write questions you have about that passage - a word, idea, or reference you want to understand better.

1. Joshua 5:

Israel renews their covenant with God through circumcision and celebrates Passover.

Lesson One Day Five

2. Joshua 6:

Jericho falls as Israel follows God's instructions.

3. Joshua 7:

Achan's sin leads to Israel's defeat at Ai.

4. Joshua 8:

Israel repents, obeys God, and conquers Ai; the covenant is renewed at Mount Ebal.

5. Questions or Reflections from Joshua 5-8:

Lesson One Day Six

Memorize & Meditate

- 🙏 Pray...for your Grace Group
- 📖 Memorize Joshua 1:9
- 📖 Simply Read (See Below)
- 📝 Write the Word (begins Lesson Two)
- ❤️ Community Share answer to Q1
- 🎵 Worship _____

Lesson One/Day Six – Joshua 9:1-12:24

Theme: God's Sovereignty in Victory

Introduction: Today's chapters cover a dramatic period in Israel's conquest of the Promised Land, including strategic battles and God's miraculous intervention. These accounts remind us of God's sovereignty and His faithfulness to fulfill His promises, even in the midst of human failures and challenges. As you read, reflect on how God's power is displayed and how His plans always prevail.

Dwelling in the Word...

As you read each passage look for the following and highlight them in your Bible.

YELLOW or **ORANGE** -Wow! Big Idea! / **BLUE** -Truth about God/Holy Spirit

BROWN - people / **GREEN** - places / **PINK** - cross-reference to OT or NT / **RED** - Jesus* - remember, this is the idea of "types" - think of things that remind you of Jesus and may be a foreshadowing of Him.

ALSO: Write questions you have about that passage - a word, idea, or reference you want to understand better.

1. Joshua 9:

The Gibeonites deceive Israel into making a treaty.



Lesson One Day Six

2. Joshua 10:

God causes the sun to stand still and grants Israel victory over five Amorite kings.

3. Joshua 11:

Joshua leads Israel in defeating the northern kings.




4. Joshua 12:

A summary of the kings defeated by Moses and Joshua.

5. Questions or Reflections from Joshua 9-12:

Lesson One Day Seven

Memorize & Meditate

-  Pray...for your Grace Group
-  Memorize Joshua 1:9
-  Simply Read (See Below)
-  Write the Word (begins Lesson Two)
-  Community Share answer to Q1 in the group.
-  Worship _____

Lesson One/Day Seven – Joshua 13:1-17:18

Theme: Faithfulness in the Fulfillment of God's Promises

Introduction: As Israel moves from conquest to settlement, the focus shifts to dividing the land among the tribes. These chapters emphasize God's faithfulness in fulfilling His promises to give Israel the land. They also highlight the importance of trust, gratitude, and obedience as the people begin to occupy their inheritance. Consider how God's faithfulness to Israel encourages you to trust Him in your own life

Dwelling in the Word...

Look for the following as you read, and highlight them in your Bible.

YELLOW or **ORANGE** -Wow! Big Idea! / **BLUE** -Truth about God/Holy Spirit

BROWN - people / **GREEN** - places / **PINK** - cross-reference to OT or NT / **RED** - Jesus* - remember, this is the idea of "types" - think of things that remind you of Jesus and may be a foreshadowing of Him.






ALSO: Write questions you have about that passage - a word, idea, or reference you want to understand better.

1. Joshua 13:

God describes the land yet to be conquered and begins the division of the land.

Lesson One Day Eight

Memorize & Meditate

-  Pray...for your Grace Group
-  Memorize Joshua 1:9
-  Simply Read (See Below)
-  Write the Word (begins Lesson Two)
-  Community Share answer to Q1 in the group.
-  Worship _____

Lesson One/Day Eight – Joshua 18:1-21:45

Theme: God's Faithfulness in Providing Justice, Rest, and Inheritance

Introduction: As the land division continues, today's chapters highlight God's justice and provision for His people. From the cities of refuge to the Levites' inheritance, we see God's care for individuals, His provision for worship, and the fulfillment of His promises. These chapters remind us that God's faithfulness is not just about victories but also about creating a place of justice, rest, and worship for His people.

Dwelling in the Word...

As you read each passage look for the following and highlight them in your Bible.

YELLOW or **ORANGE** -Wow! Big Idea! / **BLUE** -Truth about God/Holy Spirit

BROWN - people / **GREEN** - places / **PINK** - cross-reference to OT or NT / **RED** - Jesus* - remember, this is the idea of "types" - think of things that remind you of Jesus and may be a foreshadowing of Him.

ALSO: Write questions you have about that passage - a word, idea, or reference you want to understand better.


1. Joshua 18:


The remaining tribes receive their inheritance.



Lesson One Day Ten

Memorize & Meditate

☐  Pray...for your Grace Group

☐  Memorize Joshua 1:9

Lesson One/Day Ten - Create and Share

Day Ten is set aside to take what we've been reading, learning, and dwelling upon...

...bring it all together, create something new and personal, then share it to bless someone. I developed this part of the Dwelling Richly study because I wanted us to not just study and bring the Word in, but to let it move around inside of us and then come out in a way that would bless others.

Jesus was the ultimate example to us of exactly what this day is set aside for...creating and sharing. Everywhere Jesus Christ went he created. He is the epitome of all of creation and is one with God as the Creator. He is our beautiful example to follow as he shared not only in the simple acts of kindness but in the stunning and miraculous acts of sharing his healing power.

We were made in His image – to do and be and live like Him – not just because that's what a good Christian “should” do, but because we are most like Jesus when we imitate Him and live up to His image within us. So, our Create & Share time is not just another “step” in our Bible study – it is literally fulfilling what we have been called to do, “be imitators of God as dearly loved children.”

I encourage you to embrace this time in each lesson. To challenge yourself to reach a bit even if it's out of your comfort zone to “create.” So many don't think of themselves as creative and feel awkward trying to express themselves artistically. But, I hope you'll grow in this area and really embrace the spirit of creating and of sharing.

The theme for this study through Joshua is inspired by God's charge to Joshua as he prepared to lead the Israelites into the Promised Land. This theme is captured in the core verse for our study:

“Have I not commanded you? Be strong and courageous. Do not be frightened, and do not be dismayed, for the Lord your God is with you wherever you go.” (Joshua 1:9)

I created the cover art for this study to reflect my heart when I considered the incredible truth of God's promise, presence, and provision. The scarlet cord—like the one Rahab placed in her window—symbolizes salvation and God's faithful provision through Christ. The view of Mt. Sinai in the background and stones in the foreground remind me of God's miraculous work at the Jordan and the call to trust Him as we step forward in faith.

What images come to your mind? What do you think of when you consider what it means to be “strong and courageous”? On the next page, or a page of your own: Draw or use images from magazines, clip art, the internet, etc., and create a collage or drawing that illustrates the theme of Joshua to you.


Finally, share what you created. You have a study buddy, a friend, your spouse, or even one of your children...share what you created. Explain what you've learned. They may love it and really get it...or they may smile and not fully grasp it. That's okay.

The important part is that you spent time dwelling in the Word...and you allowed it to take root in your heart. You've responded to God's call: “Be strong and courageous. Do not be frightened, and do not be dismayed, for the Lord your God is with you wherever you go.” (Joshua 1:9).

”



Lesson One Day Ten



Joshua

Strong &

Courageous

Lesson Two

Joshua 1:1-5:1

Don't Forget to Remember

Do not be frightened,
and do not be
dismayed, for the
LORD your God is
with you wherever
you go.

Joshua 1:9

LET THE WORD OF CHRIST DWELL IN YOU RICHLY

COLOSSIANS 3:16



"Let the Word of Christ
dwell in you richly."

Colossians 3:16

Lesson Two Day One

Grace Group

Open with prayer then recite memory verse from the previous lesson.

Got Questions? If you have a question left unanswered or needing more clarification, this is a great time to make a note of it and share in the Q&R time following teaching.

Thinking Back...

DAY PAGES

- | | | |
|------|-------|--|
| 1... | 15-18 | Share something you learned, loved, or were encouraged by from the previous message and/or Grace Group time. |
| 2... | 19-20 | Share your response to #8 |

Share Your Responses...

- | | | |
|-------|-------|-----------------|
| 3... | 21-22 | #'s 2, 4, and 7 |
| 4... | 23-24 | #'s 1, 4, and 5 |
| 5... | 25-26 | #'s 1, 3, and 5 |
| 6... | 27-28 | #'s 1, 4, and 5 |
| 7... | 29-30 | #'s 1, 3, and 5 |
| 8... | 31-32 | #'s 1, 3, and 5 |
| 9... | 33-34 | #'s 1, 3, and 4 |
| 10... | 35-36 | Create & Share |

Up Next: Teaching – Getting the Big Picture of how to read, study, love, and dwell through Joshua

We believe God hears, sees, knows, and is ready to answer us and guide us when we pray.


Pray as you transition from Group to Teaching time for our fellowship to be God-honoring and focused on His word.



You are loved and prayed for!

Lesson Two Day One

Teaching Time



Watch/Listen to this message on the “Dwelling Richly” [podcast](#).
Notes/Handout for this message ChurchCenter group or
LaMiradaChurch.com/DwellingRichly

Lesson Two Day One

Day by Day

...Lesson overview...

Use the checklist to help you plan your time with God - "TWiG Time"

<input checked="" type="checkbox"/>	<u>My Dates</u>	<u>Day</u>	<u>Content</u>
	<i>January 22</i>	1	<i>Grace Groups & Teaching</i>
			<u>READ</u> <u>WRITE</u>
<input type="checkbox"/>	_____	2	Joshua 1:1-5:1
<input type="checkbox"/>	_____	3	Joshua 1:1-9 Psalm 1:1
<input type="checkbox"/>	_____	4	Joshua 1:10-18 Psalm 1:2
<input type="checkbox"/>	_____	5	Joshua 2:1-14 Psalm 1:3
<input type="checkbox"/>	_____	6	Joshua 2:15-24 Psalm 1:4
<input type="checkbox"/>	_____	7	Joshua 3:1-17 Psalm 1:5
<input type="checkbox"/>	_____	8	Joshua 4:1-14 Psalm 1:6
<input type="checkbox"/>	_____	9	Joshua 4:15-5:1
<input type="checkbox"/>	_____	10	Create & Share
	<i>February 5</i>	14	<i>Grace Groups & Teaching</i> <i>Review Lesson 1</i>

...Memorize & Meditate...

Joshua 1:8

This Book of the Law shall not depart from your mouth, but you shall meditate on it day and night, so that you may be careful to do according to all that is written in it. For then you will make your way prosperous, and then you will have good success. (ESV)
(Memorize from any translation.)

...Write the Word...

Psalm 1:1-6

We will "Write the Word" through various passages as we study Joshua. You can write Joshua as well, however, for this study, we'll be writing mostly from Psalms. "Write the Word" pages are available to print from the website or pick up blank pages at Bible study.



Tight on time? Look for this icon next to key questions.

Lesson Two Day One

My Heart to Yours...

As we begin Lesson Two, my heart is full thinking about the journey ahead for you in these chapters of Joshua. From the opening words where God commissions Joshua, to the crossing of the Jordan and the setting up of memorial stones, this section of Scripture is rich with reminders of God's faithfulness and His call to trust Him in every step.

It's not hard to imagine how overwhelming it must have been for Joshua to step into Moses' role as leader of Israel. But through every challenge, God reassured him with the promise of His presence and power. Over and over, we hear the refrain: "Be strong and courageous." God didn't promise an easy path, but He did promise to go with them and provide everything they needed for the journey.

In these next ten days, we'll walk with the Israelites as they prepare to enter the land God promised to their ancestors. We'll see how God parted the waters of the Jordan just as He did at the Red Sea. We'll hear how He called them to set up memorial stones—zecher—to proclaim His mighty deeds to future generations. And we'll be reminded that God's story of faithfulness is not just for the past; it's for us today.

As you reflect on these passages, I invite you to consider the "memorial stones" in your own life. What moments of God's faithfulness stand out to you? How has He made a way for you, provided for you, or strengthened you when you felt unsure? By the end of this lesson, you'll have the opportunity to create and share a "stone of remembrance" that points to God's work in your life.

You may not feel ready now, and that's okay. Maybe the days ahead will remind you of something you've forgotten or reveal something new about God's presence in your life. My prayer for you is that as we journey together through these chapters, you'll see more clearly the ways God has been faithful to you—and that you'll step forward in faith, trusting Him for what's ahead.

I'm excited for you to discover all that God has for you in this lesson. I'm praying for you as you begin, that your heart will be open to His Word, and that by the time we reach the end, you'll have your own "stone of remembrance" to celebrate and share.

Let's step into the waters together and trust that He will lead us through.

Eyes on Him,

 *Jennifer*



Lesson Two Day Two

5. Read Joshua 2:1-14

| Key People and Locations.

| Ideas/Truths about God: (promise kept, character revealed, expectation, etc.)

| Personal Note/Question/Concern:

6. Read Joshua 2:15-24

| Key People and Locations.

| Ideas/Truths about God: (promise kept, character revealed, expectation, etc.)

| Personal Note/Question/Concern

7. Read Joshua 3:1-17

| Key People and Locations.

| Ideas/Truths about God: (promise kept, character revealed, expectation, etc.)

| Personal Note/Question/Concern

8. Read Joshua 4:1-14

| Key People and Locations.

| Ideas/Truths about God: (promise kept, character revealed, expectation, etc.)

| Personal Note/Question/Concern

9. Read Joshua 4:15-5:1

| Key People and Locations:







| Ideas/Truths about God: (promise kept, character revealed, expectation, etc.)

| Personal Note/Question/Concern

10. **Create & Share** – This is a good time to look ahead to Day Ten, “Create & Share.”

Lesson Two Day Three

Memorize & Meditate

-  Pray...for your Grace Group
-  Memorize Joshua 1:8
-  Simply Read Joshua 1:1-9
-  Write the Word Psalm 1:1
-  Community Share in the group.
-  Worship _____

Lesson Two /Day Three – Joshua 1:1-9

Big Idea: God equips and encourages His leader to move forward in faith.

Introduction: God commissions Joshua, reiterates His covenant promises, and commands obedience to His Word.

Look for ways God's faithfulness, holiness, and sovereign plan are revealed.

Reflect on how this passage can strengthen your understanding of God's character and how it equips you to share and defend your faith.

Dwelling in the Word...

- Remember & Relate:** Review Deuteronomy 1:38 and 34:1-12.
What lands does Moses look over? What promise does God review and get ready to fulfill? How had God blessed Joshua?

- Meet Joshua.** Note details about Joshua: **Exodus** 17:8-13, 24:13, 32:17, 33:11; **Numbers** 11:28, 13:8-16, 14:6-38, 27:18-23; **Deut.** 34:9; 1 Chronicles 7:20-29. What does Joshua's name mean?

- Map It...**the areas noted in Deut. 34:1-8 and Josh. 1:1-4. **Note:** bodies of water to the far west and northern and southern ends of the Jordan. We'll be adding more detail later in this lesson. Use an online map or map in your Bible for reference. *Want a larger space for your map? There's room on the last page in this lesson.*
- Covenant Faithfulness.** Compare the land boundaries described here with God's promise in Genesis 15:18-21. What does this tell you about God's covenant faithfulness then? What does this mean for you today?

MAP OF THE PROMISED LAND

Lesson Two Day Three

5. **Commands and Promises.** (Josh 1:2-9) Note every command and promise God gives to Joshua and the people of Israel.

6. **Be Strong and Courageous.** Read Deuteronomy 31:6-7, 23 along with Joshua 1:6-9. Why do you think this command is so central to Joshua's commission?

7. **Meditating on the Law.** What does it mean to "meditate" on the God's Word? How is meditating different than reading or hearing? What difference would meditating make in your own life as you seek to fulfill Colossians 3:16?

8. **Torah Time.** (Joshua 1:8) Read also Psalm 1:2 and 119:15. What role does keeping the "Book of the Law" play in the life of God's people? What role should it play in your life? How are prosperity and success connected to the Law?

9. **Blessed Assurance.** In light of God's promises and presence, what fears might Joshua have faced? How does God's reassurance address those fears? What tools does God offer Joshua and the people?

10. **Strong & Courageous:** Reflect on how God's faithfulness and presence in Joshua's commission challenge and encourage you to trust Him more fully. What step of obedience can you take this week to let God's Word dwell in you richly and shape your life?

LEARNING HEBREW

יְהוָה

(yah-WEH)
Joshua 1:1

Proper name of the God of Israel. "LORD" (all caps) in the Bible - YHWH.

יְהוֹשֻׁעַ

(yeh-ho-SHOO-ah)
Joshua 1:1

"Joshua" - means YHWH saves or YHWH is salvation. Also the Hebrew name for Jesus.

חָזַק

(khaw-zak')
Joshua 1:6, 7, 9

To be strong, strengthen, take hold of

אָמֵץ

(aw-MAYTS)
Joshua 1:6, 7, 9

To be strong, courageous, firm alert

שָׁמַר

(shah-MAR)
Joshua 1:7

To hedge about, guard, to protect, observe, attend to

תּוֹרָה

(toh-RAH)
Joshua 1:8

Law, instruction, teaching, precept, statute



Lesson Two Day Four

Memorize & Meditate

- 🙏 Pray for your family
- 📖 Memorize Joshua 1:8
- 📖 Simply Read Joshua 1:10-18
- 📝 Write the Word Psalm 1:2
- ❤️ Community Connect with the group today
- 🎵 Worship _____

Lesson Two /Day Four – Joshua 1:10-18

Big Idea: Joshua mobilizes the people with unity and determination

Introduction: After God commissions Joshua, Joshua commands the people. It's time to break camp and take the land of promise! As you study, consider how Joshua's leadership demonstrates obedience to God's Word and inspires others to follow Him faithfully.

Thinking Back...

1. **Faith & Fear.** What part can both faith and fear play in the lives of even the strongest believer? How does God anticipate this reality and speak to it in Joshua 1:1-9? Think about Joshua's own experience with people of faith and fear – Numbers chapter 13, for example.



2. **Foundation-Fulfilled.** Read Hebrews 13:5-8. What connections do you see with the opening of Joshua and specifically God's promise in Joshua 1:5? How is the account of Joshua foundational to believing and applying the truth written in Hebrews?



Dwelling Well...



3. **Preparing to Possess.** (1:10-11) How does Joshua's immediate obedience to God's instructions demonstrate his faith in God's promises? How might the lessons learned in the past 40 years have impacted his faith?



4. **The Command.** (1:10) What is Joshua's God-inspired command and of whom does he make this command?

LEARNING HEBREW

צָוָה

(tsaw-VAH)
Joshua 1:10

to command, charge,
appoint, ordain

חַיִל

(Khah-yil)
Joshua 1:14

strength, valor, army,
wealth, able – “chayil” has
many meanings. The
“Proverbs 31 Woman” is
described as an “eschet
Chayil” – woman of valor

עָזַר

(ah-ZAR)
Joshua 1:14

To help, support, surround,
protect

נָחָה

(noo'akh)
Joshua 1:15

To rest, settle, repose, give
rest, leave, place

Lesson Two Day Four

5. **Will You?** (1:12-15) Which three tribes have a special land arrangement?

Read Numbers 32 for background. Add these tribes to your map, pg 45.

NOTE: These tribes are collectively called the “Transjordanian” tribes because they are across the Jordan river from the Promised Land.

What had YHWH promised to provide?

What was the commitment that these tribes had to fulfill?

What will be their blessing if they fulfill their vow?

6. **We Will! (1:16)** How do the Transjordanian leaders (Reubenites, Gadites, and half-tribe of Manasseh) respond?

7. **Irony or Ignorance?** (1:17a) What promise do these leaders make? Do you think they are sincere? Are they ignorant of the past or overly optimistic about the future? Having read all of Joshua in our first lesson what do you know about what will happen later in this account? What does this teach you about your own willingness and commitment to obey God “in all things” and God’s mercy and grace for you?



8. **Ready for Rest.** What does Joshua remind the leaders of TWICE in his commanding speech? Consider 1:13 and 1:15. Why do you think this is so important that he repeats it?

9. **United in Mission.** (1:17b-18) How do the Transjordan leaders show that even though they are on the other side from the other tribes they are on Joshua’s side and recognize him as their leader? What two encouragements do they give Joshua? What one warning do they give?

10. **Strong & Courageous.** Consider the bold encouragements and strong warning of the Transjordan leaders (Josh. 1:17-18.) Think about Joshua’s bold promise of what God would provide (Josh. 1:13, 15.) What does it look like in your life today to boldly follow God?



Lesson Two Day Five

Memorize & Meditate

- 🙏 Pray...for increased faith
- 📖 Memorize Joshua 1:8
- 📖 Simply Read Joshua 2:1-14
- 📖 Write the Word Psalm 1:3
- ❤️ Community Encourage a Grace Group member
- 🎵 Worship _____

Lesson Two /Day Five – Joshua 2:1-14

Theme: Aligning with God

Introduction: Rahab's faith challenges us to step out courageously, to know and trust in God, and to align ourselves with Him, even when it means standing against the world. This lesson highlights the transformative power of faith, seen in Rahab's bold decision to align herself with the God of Israel.

LEARNING HEBREW

רַחֲמִים

(kheh'sed)

Joshua 2:12, 14

Lovingkindness, mercy,
steadfast love, loyalty,
faithfulness, goodness

Thinking Back...

1. **Been There, Done That.** Consider what spiritual as well as strategic



lessons Joshua learned from his experience recorded in Numbers 13:1-14:38 and recapped by Moses in Deuteronomy 1:22-28.

Spiritual Lessons...

Strategic Lessons...

2. **Fame and Fear.** Read Exodus 15:1-18. How did this event impact the spread of YHWH's fame in the land? Read Exodus 23:27-28. What was God's promise?

Dwelling Richly...

3. **Risky Choice.** Why do you think Joshua sent only two spies into Jericho? Why send any at all considering God's promise of victory?

Lesson Two Day Five

-
4. **Meet Rahab.** Based only on this passage, what **facts** can you gather about Rahab? Based on these few initial facts, what might you **infer** about her life, faith, history, hopes, etc.?



5. **Rahab's Role.** What was significant about Rahab's house being part of the city wall? How might this detail highlight God's goodness and providence for His people?

6. **Word's Out.** What insight does Rahab share about her people? ...about her understanding of YHWH? Note the **facts** she states and **truths** she infers about YHWH.



7. **Sworn Oaths.** What does Rahab ask of the spies? Why do you think she trusted them? What does this tell you about her beliefs?

8. **Strong and Courageous.** Rahab chose to align herself with YHWH, the God of Israel, instead of the king of her own land. How does she exemplify strength and courage?



Lesson Two Day Six

Memorize & Meditate

- 🙏 Pray...for your church
- 📖 Memorize Joshua 1:8
- 📖 Simply Read Joshua 2:15-24
- 📖 Write the Word Psalm 1:4
- ❤️ Community Share an idea or insight
- 🎵 Worship _____

Lesson Two /Day Six – Joshua 2:15-24


Theme: Faith in Action

Introduction: Rahab's actions remind us that genuine faith is not passive but actively seeks God's protection, provision, and promises—sometimes at great personal cost. Through her story, we see how God's providence and grace extend even to unlikely people in unexpected ways.

Thinking Back....

1. **Faith that Acts.** Reflect on Rahab's bold faith from Joshua 2:1-14. Why was her faith stronger than her fear of the Canaanites or any consequence of her actions?
|
|
|
2. **Rescue Stories.** Consider how God saved and set apart other people in the Torah like Noah building the ark (Genesis 6:9-22) or the Israelites placing blood on their doorposts during Passover (Exodus 12:1-28). How do these examples of faith in action reveal God's plan for deliverance?
|
|
|

Dwelling in the Word...

3. **Scarlet Tikvah (Cord):** Whose idea was the scarlet *Tikvah* (cord)? What is the significance of Rahab tying it in her window (Joshua 2:18-21)? How does this act of obedience reflect her understanding of who the God of Israel is?

|
|
|
4. **Escape and Strategy:** Why was it important for the spies to follow Rahab's instructions for their escape (Joshua 2:15-16)? What does this reveal about Rahab's resourcefulness and the spies' trust in her?
|
|
|

LEARNING HEBREW

תִּקְוָה

(tik-vah)

Joshua 2:18, 21

Hope, expectation, cord
“Tikvah” appears when Rahab ties the scarlet cord in her window. It means “hope” or “expectation,” symbolizing the hope Rahab placed in the promise of the spies and ultimately in God's deliverance.

Lesson Two Day Six

5. **A Promise Kept:** Rahab and the spies make a covenant of mutual trust (Joshua 2:17-20). What are the terms of their covenant? Why would the spies be willing to enter into such a covenant knowing that the Amorites of this area are destined for destruction by YHWH?

6. **Faith and Family:** Rahab seeks salvation not only for herself but for her entire family (Joshua 2:18). How does her faith encourage us to intercede for those we love? Consider and Connect to this New Testament passage: Acts 16:25-34

7. **The Fear of the Lord:** In Joshua 2:23-24, the spies report that the people of Jericho are terrified because of Israel. How does this fulfillment of God's promise in Exodus 23:27-28 strengthen Joshua and the Israelites? What does this teach you about knowing the history of God and His people?



8. **Strong and Courageous:** How can you trust and act on God's promises in your own life this week, even when the outcome isn't immediately clear? Where might God be calling you to step out in faith and courage like Rahab?



Lesson Two Day Seven

Memorize & Meditate

- 🙏 Pray for patience.
- 📖 Memorize Joshua 1:8
- 📖 Simply Read Joshua 3:1-17
- 📖 Write the Word Psalm 1:5
- ❤️ Community Respond to a prompt.
- 🎵 Worship _____

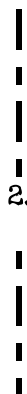
Lesson Two / Day Seven – Joshua 3:1-17

Theme: Stepping out in Faith and Obedience

Introduction: Is God's timing perfect? I think we'd answer, "Of course." But when we're in the midst of a challenging or overwhelming season it might not feel that way. Why now, God? Why not then, Lord? In this account we see that God chooses the best time not for us to *feel* ready but for us to *know* and trust Him and His timing.

Thinking Back...

- 1. Faith that Leads.** How did Rahab's faith in Joshua 2 demonstrate trust in God's plan? How does her example prepare us for the Israelites' trust in Joshua 3?



- 2. God's Presence in the Journey:** Reflect on Exodus 13:21-22, where God led Israel with a pillar of cloud and fire. How does God's presence then compare to His presence in the ark leading Israel in Joshua 3?

Dwelling in the Word...

- 3. A New Leader:** In Joshua 3:7, God promises to exalt Joshua in the eyes of all Israel. Why was this significant for the people and for Joshua's leadership? What does this teach you about God?
-
- 4. The Role of the Ark:** The ark of the covenant is mentioned multiple times in this passage.. Why was the ark so central to the crossing of the Jordan? What did it symbolize for the people of Israel? Read Exodus 25:10-22, Numbers 10:33-36, Deuteronomy 10:1-5 for the ark's significance. How does the presence of the ark in Joshua 3 highlight God's faithfulness and leadership?

LEARNING HEBREW

תִּבְיָה

(tey-vah)

Joshua 3:3

Ark, vessel, chest

The ark of the covenant represents God's presence and leadership, much like Noah's ark was a vessel of salvation in Genesis 6:14

Lesson Two Day Seven

-
5. **Stepping Into the Water:** The priests were commanded to step into the Jordan before the waters would part (Joshua 3:13-16). Why do you think God required this act of faith? How does this challenge us to trust God even when we can't see the full picture?
6. **A Miraculous Crossing:** What parallels can you draw between the crossing of the Jordan in Joshua 3 and the crossing of the Red Sea in Exodus 14? How does this miracle reaffirm God's power and faithfulness to a new generation of Israelites?
7. **Sanctify Yourselves:** In Joshua 3:5, Joshua tells the people to consecrate themselves because the Lord will do wonders among them. What does it mean to consecrate oneself? How can we prepare our hearts to witness God's work in our lives today?
8. **God's Timing and Provision:** The Jordan was at flood stage when the people crossed (Joshua 3:15). Why might God have chosen such a challenging time for this miracle? What does this teach us about His power and purpose?
9. **Foundational-Fulfilled.** The Israelites' crossing of the Jordan into the promised land marked the beginning of a new chapter in their journey with God. Read Matthew 3:13-17 and Romans 6:3-4. How does this crossing foreshadow the work of Jesus and the new life we receive through Him? How does this account encourage you to step into the fullness of God's promises for your life as a believer?
10. **Strong and Courageous.** Just as the priests stepped into the Jordan, we are often called to take steps of faith before seeing God's provision. What "first step" might God be asking you to take in your life? How can you trust Him to lead and provide as you move forward in faith?

Lesson Two Day Eight

Memorize & Meditate

- 🙏 Pray for humility.
- 📖 Memorize Joshua 1:8
- 📖 Simply Read Joshua 4:1-14
- 📖 Write the Word Psalm 1:6
- ❤️ Community Share answer to Q4
- 🎵 Worship _____

Lesson One/Day Eight – Joshua 4:1-14

Theme: Remembering the Faithfulness of God

Introduction: As the Israelites cross the Jordan, God instructs them to set up memorial stones to remind future generations of His power and faithfulness. This act of remembrance points us to the importance of recalling God's mighty works in our lives and passing that faith on to others.

Thinking Back...

1. **Faithful Reminders:** In Joshua 3, God miraculously stopped the waters of the Jordan so His people could cross. How does this event connect to God's parting of the Red Sea in Exodus 14? What does this teach us about God's consistency in fulfilling His promises?



2. **The Power of Remembrance:** Reflect on Deuteronomy 6:4-9, where God instructs His people to teach His commands to their children. How does this connect to God's command in Joshua 4:6-7 to set up memorial stones? Why is remembering so important in faith?



Dwelling in the Word...

3. **Twelve Stones, Twelve Tribes:** Why did God command one man from each tribe to carry a stone from the Jordan (Joshua 4:2-5)? How did this act emphasize unity and shared participation among God's people?



4. **Memorial (Zechar) Stones:** In Joshua 4:6-7, God says the stones are to be a sign for future generations. What might these stones have communicated to the children of Israel years later? What are some ways we can create "memorials" to help us remember and share God's faithfulness today?



LEARNING HEBREW

זִכָּר

(zeh-kher)


Joshua 4:7

Remembrance, memorial
The stones taken from the Jordan are a **zechar**, a physical reminder of God's mighty acts, encouraging future generations to remember His faithfulness.


Lesson Two Day Eight


5. **The Role of the Priests:** The priests carrying the ark stood in the middle of the Jordan until everyone crossed (Joshua 4:10). What does this say about the role of spiritual leaders in supporting God's people as they step forward in faith?

6. **God's Glory in Leadership:** In Joshua 4:14, God exalts Joshua in the eyes of all Israel, just as He did for Moses. How might this affirmation have encouraged both Joshua and the people?

7. **Stones That Speak:**  Imagine you are one of the Israelites placing a stone on the pile. Reflect on how this moment echoes God's command to Moses in Exodus 12:24-27. How does the memorial of the Passover and the memorial stones in Joshua 4 both serve to teach future generations about God's faithfulness? What might your stone symbolize about your experience with God's faithfulness? Sketch or describe what a memorial stone would remind you and future generations about in your own life.







8. **The Waters Held Back:** Joshua 4:11-13 notes that the river's waters remained held back until everyone crossed safely. How does this reflect God's patience and care for every individual in His plan?

9. **Jesus, Our Living Memorial:**  The memorial stones in Joshua 4:6-7 were a sign to remind future generations of God's faithfulness. Read Luke 22:19-20 and 1 Corinthians 11:23-26. How do the stones in Joshua point forward to Jesus as the ultimate reminder of God's faithfulness and salvation? How can reflecting on Jesus' life, death, and resurrection shape your daily walk of faith?

10. **Strong and Courageous.**  God calls His people to remember His works and share them with others. What is one way you can intentionally "set up a memorial" in your life to remember God's faithfulness? How might sharing your testimony encourage others to trust Him more deeply?

Lesson Two Day Nine

Memorize & Meditate

-  Pray for children in your church
-  Memorize Joshua 1:8
-  Simply Read Joshua 4:15-5:1
-  Write the Word
-  Community Share answer to Q1
-  Worship _____

Lesson Two /Day Nine – Joshua 4:15-5:1


Theme: The God Who Completes what He Begins

Introduction: As we study Joshua 4:15-5:1, we'll see how God's power, faithfulness, and provision are celebrated in the memorial of the stones and in the fear that spreads among Israel's enemies. This passage challenges us to reflect on how God finishes His work in our lives and points us to the ultimate completion found in Jesus.


Thinking Back...

- God's Steadfast Presence:** Reflect on Joshua 3:7-13 and how the ark of the covenant symbolized God's presence leading the people into the Jordan. How does God's presence in the crossing assure His people of His continued guidance?

Dwelling in the Word...

- God's Command to Joshua:**  In Joshua 4:15-18, God commands Joshua to bring the priests and the ark out of the Jordan. Why was it significant that God gave specific instructions for both entering and exiting the Jordan? How does this demonstrate God's order and care?

- The Miracle's Conclusion:** As soon as the priests' feet touch dry ground, the waters of the Jordan return to their full flow (Joshua 4:18). What does this say about God's timing and control over creation? How might this have strengthened the Israelites' faith?

- Significant Timing:**  Joshua 4:19 notes the exact day when the people came up from the Jordan. What day was it? _____ Why is this significant? Read Exodus 12:1-3 to learn what God commanded Israel to do on this same date during their time in Egypt.

Lesson Two Day Nine

5. **The Stones as a Witness:** Joshua 4:20-24 emphasizes that the memorial stones were to serve as a sign for future generations and a testimony to all the earth of God's power. Underline the word "when" in verse 21.



"When" indicates an expectation that others WILL ask about the stones. Read Matthew 5:14-16 and 1 Peter 3:15. How can Jesus' teachings remind you to live? What does Peter's point say to you about the stone you set up in your life? What might go wrong with the expectation of being asked? Why might your children or others in your life not ask? How can you live in a way that prompts curiosity about your faith and prepares you to share God's story of faithfulness?


6. **A Step of Faith:** Imagine being one of the priests carrying the ark as the waters of the Jordan surged back into place behind you. What emotions might you feel as you step onto dry land? Write or draw a reflection about how this moment reflects God's faithfulness to you in your own life.


7. **Hearts Melt with Fear:** Joshua 5:1 describes how the Canaanite kings responded with fear when they heard about the Jordan crossing. What does this reveal about the power of God's reputation? How does this fear fulfill God's promise and pave the way for Israel's next steps?

8. **Strong and Courageous.** Read Philippians 1:6 and Hebrews 12:2. How does the completion of the Jordan crossing point to God's faithfulness to finish what He starts in our lives? How does this remind you of Jesus, who both began and completed the work of our salvation? How can you trust Him today to bring His work in your life to completion?

Lesson Two Day Ten

Memorize & Meditate

 Pray...for your Grace Group

 Memorize Joshua 1:8

Lesson Two/Day Ten - Create and "Zechar"

Take a moment to reflect on the journey we've walked together through Joshua 1:1-5:1. We've seen God's power part rivers, His faithfulness in fulfilling promises, and His call to trust Him as He leads His people. Like the Israelites, we are reminded that God is always with us, calling us to step forward in faith and remember His work in our lives.

God asked the Israelites to set up memorial (Zechar) stones so future generations would know and proclaim His mighty deeds. Today, we're invited to do something similar: to reflect on what God has done in our lives, celebrate His faithfulness, and boldly share His story with others.

Maybe you're thinking, "I don't have much to share," or, "What I've learned isn't as significant as someone else's story." Let me encourage you: every step of faith is significant, and every story matters because it's part of God's story. You don't need to have the perfect words or a dramatic testimony—God simply asks for a willing heart.

This isn't about comparison; it's about celebration. God has been at work in each of us, and sharing what He's done builds up the faith of those around us. Take time to consider what God has accomplished in your life. Trusting that He can use your story to encourage others.


Those who crossed the Jordan went back to the very spot where the God showed up in power. They picked up a stone large enough that it had to be carried on their shoulder - big enough to be seen, not stuffed into a pocket or pouch.

God could have instructed them to look back on that spot on the Jordan and write about it, but instead He instructed them to go to that spot and pick up a stone so big that it couldn't be missed.

- 1) Think of a time when God showed His faithfulness to you. What would be a large reminder of that moment? Maybe it's a keepsake, a photo, or a journal entry from that time. If nothing tangible comes to mind, think about a symbol—like a stone or another object—that could represent what God has done for you.
- 2) Write a prayer of thanks to God for His faithfulness in that moment. If you can, bring a photo of your "memorial stone" or the actual item to our next Grace Group meeting, ready to share how God has been at work in your life.
- 3) Consider how this moment might encourage someone else, whether in our group or beyond. Joshua 4:24 says the stones were a sign for "all the peoples of the earth." Your story is part of God's story if you are obeying Him. Sharing it boldly can glorify Him and inspire others to trust Him more deeply.



MAP OF THE PROMISED LAND



Joshua

Strong &

Courageous

Lesson Three

Joshua 5:2-6:27

Faithful Steps & Falling Walls:
Trusting God for Victory

Do not be frightened,
and do not be
dismayed, for the
LORD your God is
with you wherever
you go.

Joshua 1:9

LET THE WORD OF CHRIST DWELL IN YOU RICHLY

COLOSSIANS 3:16



"Let the Word of Christ
dwell in you richly."

Colossians 3:16

Lesson Three Day One

Grace Group

Open with prayer then recite memory verse from the previous lesson.

Got Questions? If you have a question left unanswered or needing more clarification, this is a great time to make a note of it and share in the Q&R time following teaching.

Thinking Back...

DAY PAGES

- | | | |
|------|-------|--|
| 1... | 39-40 | Share something you learned, loved, or were encouraged by from the previous message and/or Grace Group time. |
| 2... | 43-44 | Share any of your notes, questions, or comments |

Share Your Responses...

- | | | |
|-------|-------|-----------------|
| 3... | 45-46 | #'s 4, 8, 10 |
| 4... | 47-48 | #'s 2, 3, 7, 10 |
| 5... | 49-50 | #'s 1, 4, 6, 8 |
| 6... | 51-52 | #'s 3, 7, 8 |
| 7... | 53-54 | #'s 1, 5, 9, 10 |
| 8... | 55-56 | #'s 1, 9, 10 |
| 9... | 57-58 | #'s 4, 5, 8 |
| 10... | 59-60 | Create & Share |

Up Next: Teaching

We believe God hears, sees, knows, and is ready to answer us and guide us when we pray.

Pray as you transition from Group to Teaching time for our fellowship to be God-honoring and focused on His word.



You are loved and prayed for!

Lesson Three Day One

Teaching Time



Watch/Listen to this message on the “Dwelling Richly” [podcast](#).
Notes/Handout for this message ChurchCenter group or
LaMiradaChurch.com/DwellingRichly

Lesson Three Day One



Day by Day

Lesson overview

Use the checklist to help you plan your time with God - "TWiG Time"



My Dates

Day

February 5

1 *Grace Groups & Teaching,
Review Lesson 2, Joshua 1:1-5:1*

READ

WRITE



2

Joshua 5:1-6:27

Psalm 37:1-4



3

Joshua 5:2-12

Psalm 37:5-9



4

Joshua 5:13-15

Psalm 37:10-15



5

Joshua 6:1-7

Psalm 37:16-22



6

Joshua 6:8-14

Psalm 37:23-26



7

Joshua 6:15-21

Psalm 37:27-33



8

Joshua 6:22-25

Psalm 37:34-38



9

Joshua 6:26-27

Psalm 37:39-40



10

Create & Share

February 19

14 *Grace Groups & Teaching*

Review Lesson 3, Joshua 5:2-6:37

...Memorize & Meditate...

(Memorize from any translation.)

Select any verse or verses from Psalm 37 to memorize.

...Write the Word...

We are writing Psalm 37.

You'll love how this Psalm connects to our passage in Joshua!

At the beginning of the lesson, look for...

Big Idea:

Going into the lesson it may be helpful to think about what the main point will be. Read the "Big Idea" and consider how this is the thrust of our focus for the day.

Ask as You Dwell:

A question for you to ponder and come back to as you study.

Devotional:

Scripture suggestions for you to read and meditate on in your devotional time. These are companion scriptures. If you are limited on time, consider simply reading these devotionally for this day.

Lesson Three Day One

My Heart to Yours...

We've walked with Joshua and Israel **out of the wilderness, across the Jordan, and straight into the unknown**—and now, we're about to see what happens when **faithful obedience meets the power of God**. But before we charge ahead, let's take a breath (and maybe a snack break), because **Lesson Three isn't just about walls falling—it's about hearts changing**.

Last lesson, we saw God **call, commission, and strengthen Joshua**, reminding him (and us!) that **victory doesn't come from human strength, but from unwavering trust in God**. We watched as the Israelites **crossed the Jordan on dry ground**, stacking up stones of remembrance and leaving the Canaanites **terrified before the battle even began**. And in the middle of it all?

A Canaanite woman named Rahab, who had more faith than half of Israel put together.

Before Jericho's walls come crashing down, **Rahab steps forward in bold trust**, throwing her lot in with Israel's God rather than her own city. And what does she find?

A God who saves, a promise that stands, and a future she never imagined. (Spoiler: This woman ends up in the lineage of Jesus. Not bad for someone who started out on the "wrong side" of the wall.)

This lesson is about **faithful preparation**—God calling His people to **trust and obey before they see the victory**. Before they fight, they circumcise their men (*not exactly a military advantage*). Before they charge the walls, they celebrate Passover (*because nothing says "battle-ready" like a full stomach*). And before they lift a single weapon, **they march in silence for six days**, trusting that when God says, "Shout!" on the seventh, **He will do the impossible**.

But let's be honest—**trusting before seeing is hard**. It was hard for Israel. It was hard for Rahab. And it's hard for us. Waiting for God to move, stepping forward in faith when nothing seems to be happening, walking in circles when we'd rather rush ahead—**this is the challenge of faith**. But as we'll see in this lesson:

God's timing is perfect, His commands are intentional, and His victory is sure.

So, grab your Bible, grab your study buddy, and get ready—because whether you feel like an Israelite marching in obedience or a Rahab waiting for rescue, **God is in the business of breaking down walls and bringing people into His promise**.

Let's go forward in **faithful steps**—and watch **falling walls** make way for **God's victory**.

With expectation and joy,

Eyes on Him,

 **Jennifer**

Lesson Three Day Two

5. **Day Five Reading:** Joshua 6:1-7

6. **Day Six Reading:** Joshua 6:8-14

7. **Day Seven Reading:** Joshua 6:15-21

8. **Day Eight Reading:** Joshua 6:22-25

9. **Day Nine Reading:** Joshua 6:26-27

10. **Create & Share** – This is a good time to look ahead to Day Ten, “Create & Share.”
| Prepare ahead of time and even do a little each day as time permits.

Lesson Three Day Three

Memorize & Meditate

- 🙏 Pray...for your Grace Group
- 📖 Memorize _____
- 📖 Simply Read Joshua 5:2-9
- 📖 Write the Word: Psalm 37:5-9
- ❤️ Community Share your memory verse
- 🎵 Worship _____

Lesson Three/Day Three – Joshua 5:2-9

💡 **Big Idea:** God calls His people to renewal *before* leading them forward. Before entering the land, Israel first had to prepare their hearts. God commanded Joshua to circumcise the men, renewing their covenant with Him. The previous generation had failed in obedience, but this new generation needed to commit fully before stepping into God's promise.

📖 **Devotional:** Ps. 51:10-12; Rom. 2:28-29; 1 Cor. 10:11-13; Col. 2:11-12

Dwelling in the Word...

1. **Remember & Relate:** From the perspective of a Canaanite king or one of the people of Israel, describe what you have heard or witnessed and how you feel about the events recorded in Joshua chapters 3-4 - Read 5:1 for inspiration!



2. **Sign of the Covenant.** Review the following and write some notes about circumcision:

Genesis 17:9-14 and Exodus 12:48 / To whom was circumcision first announced? Why was it important? Who was it for?

Leviticus 26:41 and Deuteronomy.10:16 / What else do you notice about circumcision from these passages? Why is this important?

LEARNING HEBREW

מול

(mool)

Joshua 5:2

To circumcise, cut off

תּוֹרָפָה

(kher-PAH)

Joshua 5:9

Reproach, disgrace, shame.

גָּלַל

(gah-LAHL)

Joshua 5:9

To roll, roll away, removing obstacles

גִּלְגָּל

(gil-GAWL)

Joshua 5:9

Location of the first campsite of Israel after crossing the Jordan, the first circumcision and Passover of the new nation occurs here

Lesson Three Day Three

3. **A Cut Above.** (5:2-3) What does the LORD command? How does Joshua respond? Why is this significant?

(Consider Joshua 1:8-9.)

COMMAND:

RESPONSE:

SIGNIFICANCE:

4. **Nick at Night.** (5:4-7) Imagine you are explaining to your curious young niece or nephew who is asking, “Why is Joshua having them circumcised and why *now*?”



5. **No Shortcuts with God.** (5:4-7 and 1 Corinthians 10:1-13) The apostle Paul refers to these events giving warnings and hope of how to live in light of what happened. What is the biggest warning to you today? Why? What from these passages brings you great hope?

BIGGEST WARNING:

BIGGEST HOPE:

6. **Rolling Away Reproach.** (5:9) What does God say He accomplished for Israel? How does this moment mark a new identity for Israel? (Add Gilgal to your map from Lesson Two. What other events happen in this area?)







7. **Circumcised and Consecrated.** How was this act of circumcision an act of faith and obedience? How might getting circumcised have been seen as too risky or unwise from a strategic standpoint?

8. **Strong & Courageous:** Before Israel could step into God’s promises they had to obey – even if that meant becoming physically vulnerable. Did this take strength and courage? How so or not? What does this kind of vulnerability and absolute trust look like in your life? What spiritual practices (prayer, study, repentance, fasting) can help you stay obedient and consecrated in your life to God today? Consider Romans 2:29.




Lesson Three Day Four

Memorize & Meditate


-  **Pray** for your family
-  **Memorize** _____
-  **Simply Read** Joshua 5:10-15
-  **Write the Word** Psalm 37:10-15
-  **Community** Connect with the group today
-  **Worship** _____


Lesson Three/Day Four – Joshua 5:10-15

 **Big Idea:** Promised land, Passover, and prepared for battle-align with God. Victory is not about their strength, but about allegiance to God - the true Commander, and our role is to align with His will, not the other way around.

Devotional: Ex. 12:24-28, 16:31-35; Ps.24:7-10; John 6:31-36, 12:12-16; Heb. 12:28-29

Thinking Back-Looking Ahead...

1. **Remember & Relate.** When God delivered His people from slavery in Egypt  what was the first thing He gave them? _____
 What was the first observation on God's calendar? _____
 How did observing Passover shape Israel's Identity and relationship with God?
 Consider: Ex. 12:24-28 and Joshua 4:19-24.



2. **Foundation-Fulfilled.** On what day did Israel come up out of the Jordan?
 (Josh. 4:19) Consider the significance of this day on God's calendar as it connects to the life of Jesus. Read Matthew 3:13-17 and then John 12:12-16



Dwelling Well...

3. **but first, Passover.** (5:10) Note facts of this moment:

WHO?	WHEN?	WHERE?	WHAT?
------	-------	--------	-------

Now, consider the sights, sounds, and even aromas of a Passover observance. How might this feast have reminded Israel of God's faithfulness in both Egypt and now at the threshold of the Promised Land? How might all of this impacted the residents of Jericho?



4. **Provision and Promise** (5:12) How does this verse mark a fulfillment of God's promise and a reminder forever of God's faithfulness? **Draw or describe** your response. Consider Exodus 16:31-35 and Deuteronomy.8:3.

LEARNING HEBREW

פֶּסַח

(PEH-sakh)

Exodus 12:11; Joshua 5:10

To pass over, to spare, Passover: the first of the feasts on God's calendar

מַצָּה

(mats-tsah)

Exodus 12:8; Joshua 5:11

Sweetness, unleavened bread especially used during Passover and the Feast of Unleavened Bread

מָן

(man)

Exodus 16:15; Joshua 5:12

Literally: "what is it?" The "bread" that the LORD gave the Israelites to eat See: Num. 11:7-9; Deut 8:3; John 6:31-58 for description, spiritual lesson, and connection to Jesus

Lesson Three Day Four

5. **Foundation Fulfilled.** Read John 6:31-36. How does Jesus connect His life to this moment? How does the shift from manna to the provision from the land point forward to Jesus?



6. **The Commander's Commander.** (5:13) At some point after observing Passover Joshua, who had been in at least 5 battles en route to Jericho over the course of the 40 years since Egypt, is now preparing for battle again. What was true of these battles will not be true of the battle ahead - but Joshua does not know this, not yet. Do you find Joshua's response surprising? How is this interaction a teaching moment for you as you think of your priorities and expectations of God?

7. **Divine Perspective** (5:13-15)

Joshua's 1st question: _____

The "man's" 3 distinct responses to Joshua's 1st question:

1) _____ 2) _____

3) _____

Joshua's response: _____

Joshua's 2nd question: _____

The "man's" answer: _____

Joshua's response: _____

Why do you think the commander of the army of the LORD responds to Joshua's first question in this way?

How does this encounter set Joshua up for success as he leads the people to conquer Jericho?



8. **Strong & Courageous** What does it look like to align yourself fully with God's will rather than expecting Him to align with yours? What are some practical ways you can keep in check any tendency you might have of assuming that God's way of doing things is yours?

Lesson Three Day Five

Memorize & Meditate

- 🙏 Pray...for increased faith
- 📖 Memorize _____
- 📖 Simply Read Joshua 6:1-7
- 📝 Write the Word: Psalm 37:16-22
- ❤️ Community Encourage a Grace Group member
- 🎵 Worship _____

Lesson Three/Day Five – Joshua 6:1-7

💡 **Big Idea: Victorious living, God's Way** - God's ways are not ours - all-the-more reason to fully submit, trust His plan, and show faithful obedience.

? **Ask as You Dwell:** Am I living in this kind of submission, trust, and obedience?

📖 **Devotional:** Proverbs 3:5-6; Isaiah 55:8-9; Revelation 11:15-19

Thinking Back...

1. **Remember & Relate.** What is the Ark of the Covenant?



What has been its role in the life of God's people?

Exodus 25:8-22

Numbers 10:33-36

Deuteronomy 10:8

Joshua 3:3-17, 4:5-18

The Ark is called by a few names other than simply, "the ark.". Note them here:
Exodus. 25:22 - "the Ark of the _____"

Num 10:33 - "the Ark of the _____"

Joshua 3:6 - "the Ark of the _____"

The Ark is mentioned twice in the New Testament. Note the context for each of these passages:

LEARNING HEBREW

אָרוֹן

(ah-ROHN)

Ex. 25:10; Joshua 3:3



Ark, chest, coffin, box

Lesson Three Day Five

Hebrews 9:4







Revelation 11:15-19

Dwelling Richly...


2. **Do You See What I See?** (6:1) From Joshua and all of Israel's point of view, what can be plainly seen? How does this moment connect to Rahab's words? (Joshua 2:9-11)
3.  **Do You See What He Sees?** (6:2) With these plainly visible facts in mind, what is striking to you about what the LORD says to Joshua? Note how YHWH speaks about the victory. Read Romans 8:37. How does this passage reflect the truth about the victory we have as followers of Jesus?
4. **God's Battle Plans.** (6:3-5) Draw or Describe the battle plans. Where is the Ark in all this? What does God promise will happen? Notice the commands for the: Men of War, Priests, and All the People
5. **Leadership in Action.** (6:6-7) How does Joshua respond to God's commands? How might his confidence in God's promise have influenced the people and their willingness to follow?
6.  **Strong and Courageous.** Read Isaiah 55:8-9. How does this truth about God connect to our passage today? How can you walk in faithful obedience even when God's instructions seem unconventional?


Lesson Three Day Six

Memorize & Meditate

-  Pray...for your church
-  Memorize _____
-  Simply Read Joshua 6:8-14
-  Write the Word: Psalm 37:23-26
-  Community Share an idea or insight
-  Worship _____

Lesson Three/Day Six – Joshua 6:8-14

 **Big Idea:** Victory is often a process of trust and endurance, not instant success.

 **Ask as You Dwell:** How do I respond when I don't see immediate results from obedience? What does it look like to trust God's timing in the process?

Devotional: Psalm 37:7-9; Habakkuk 2:3; Hebrews 10:36; Galatians 6:9

Thinking Back....

- Prepared for Battle.** Long before Jericho, God gave specific instructions about trumpets, marching, and gathering. Read Numbers 10:1-10. What was the purpose of these commands. How does God use sound as a signal of movement, battle, and worship?

- God's Ways.** When Israel left Egypt, God led them in a specific way rather than the shortest route. Read Exodus 13:17-22 and note how God's presence led His people. How did their journey require trust and patience?

Dwelling in the Word...

- Leading the Way.** (6:8-9) Draw and label a simple sketch of the scene described in Joshua 6:8-9. What is significant about the location of the Ark in God's battle plan?
- Journaling through Joshua.** (6:10) Imagine you are among the people ready to take Jericho. Write your thoughts having heard Joshua's three strict commands. How hard or easy would this have been for you? Do you think you could have fully obeyed this command? Share your thoughts as a journal entry:
- Circling the City.** (6:11) Closing in on God's big plan, the march begins. Recall God's promise to Israel back in Exodus 23:30. How is that moment coming to pass in this account? How does 2 Cor. 5:7 challenge you to trust God in areas of your own life where you don't yet see the outcome?

LEARNING HEBREW

שש

(shaysh)
Joshua 6:14

Six, sixth – notes quantity, sequence, and often appears in contexts related to time: days, measurement

Lesson Three Day Six

6. **Leading by Example.** (6:12) How is Joshua leading by example and demonstrating focused obedience?

7. **Ditto.** (6:12-14) Joshua 6:12-14 is an “ditto” moment. Had this term existed when the book of Joshua was recorded, maybe the author would have simply written, “ditto.” While it has its place, writing ditto, or even as here, abbreviating the events, might cause us to lose the power of the rhythm and spiritual discipline of following God’s commands routinely. So, let’s compare the details Joshua 6:8-11 with 6:12-14 and write out what happened on each day – even if it feels boring or needlessly repetitive.

DAY ONE:

DAY TWO

DAY THREE

DAY FOUR

DAY FIVE

DAY SIX

8. **“So they did for six days.”** (6:14) **Q:** Could YHWH have conquered Jericho in one day? **A:** _____



Then Why six? Why not five or three or one or none? Consider the Hebrew meaning of “six” and share **your personal** thoughts and observations. *NOTE: We covered numbers and their symbolic significance in the previous message.*

9. **Strong and Courageous:** Select one or more of the devotional suggestions for today’s lesson. What faith building application can you take from that passage in light of today’s lesson?



Lesson Three Day Seven

Memorize & Meditate

- 🙏 Pray for patience.
- 📖 Memorize _____
- 📖 Simply Read Joshua 6:15-21
- 📖 Write the Word: Psalm 37:27
- ❤️ Community Respond to a prompt.
- 🎵 Worship _____

Lesson Three/Day Seven – Joshua 6:15-21

💡 **Big Idea:** The long-awaited moment arrives, and the walls of Jericho fall—not by force, but by faith.

❓ **Ask as You Dwell:** How does this passage challenge my understanding of success and victory?

📖 **Devotional:** Psalm 44:3; Hebrews 11:30; 1 Corinthians 1:27-29; Ephesians 2:1-22

Thinking Back...

1. **The Power of the Shout.** Read Leviticus 23:23-25 and Psalm 47:1-2. What role does shouting play in biblical victory and worship?

2. **Devoted to Destruction.** Before entering Canaan, God instructed Israel about how to handle certain cities and their possessions. Read Deuteronomy 7:1-6, 20:16-18. Why was this command important for Israel's faithfulness?

3. **Iniquities Complete!** Read Genesis 15:16. What promise and warning does God give Abraham? How is this about to be fulfilled? What does this tell you about God's justice and perfect timing?

Dwelling in the Word...

4. **Dawning of a New Day.** (6:15) You are preparing for this 7th day of marching. You're up early and have a few moments to write your thoughts. Reflect back on the previous 6 days and even back to the day you first heard Joshua relay what the commander of the LORD's army had said (6:2-5.) Today is that day. You have obeyed every command of Joshua's – marching daily in complete silence. What has this been like for you?

LEARNING HEBREW

שְׁבִיעִי

(sheb-ee-ee')

Joshua 6:15

Seventh, from "sheva" meaning seven, associated with divine perfection and completion, rest.

שָׁחַם

(shah-KAHM)

Joshua 6:15

To rise early in the morning – associated with diligence and commitment.

תָּרַם

(KHEH-rem)

Joshua 6:17

From "to ban" or "to devote", untouchable, wholly belonging to God.

Lesson Three Day Seven

What have you learned? How are you feeling about the day ahead in light of everything leading up to this moment?

5. **Shout, Shout, Let it all Out!** (6:16-17) What does Joshua command? How does this remind you of God's promise? Read Hebrews 11:1. How does this verse apply to Israel's moment of shouting?

6. **Redemption & Destruction.** (6:17-18) Joshua gives two strong and clear exceptions to the total destruction of Jericho – a positive command to spare Rahab and a negative command to *not* take the *herem*. Both commands are based on promises. What are they and why are they important? Why restate them now?







7. **A Miraculous Conquest.** (6:20-21) Compare what happens with what was promised in Joshua 6:5. How do the people demonstrate their faithful obedience to God?

8. **Hard but Holy.** (6:21) Is it difficult for you to read about the total destruction of Jericho? How so or not? Consider the truths of Romans 1:18-2:16, 6:23 and keep in mind God's word to Abraham (Gen. 15:16).


9. **Strong & Courageous.** Our focus in the Dwelling Richly study is to first approach the Bible with a heart and mind to know God, and then to align ourselves to love him with our heart, soul, mind, and strength. How will doing this help you to deal with difficult accounts (like the total destruction of Jericho) or help others do the same?

Lesson Three Day Eight

Memorize & Meditate

- 1.  Pray for an obedient heart.
- 2.  Memorize _____
- 3.  Simply Read Joshua 6:22-25
- 4.  Write the Word: Psalm 37:34-38
- 5.  Community: Share one insight
- 6.  Worship _____


Lesson Three/Day Eight – Joshua 6:22-25

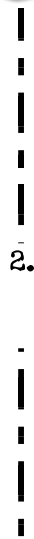
 **Big Idea:** Rahab's story reminds us that no one is beyond God's grace, and those who trust Him are saved—even in the midst of destruction.

 **Ask as You Dwell:** What does Rahab's salvation teach us about God's mercy? How does her story challenge assumptions about who belongs in God's family?

Devotional: Exodus 34:6-7; Matthew 1:5-6; Hebrews 11:31; James 2:25

Thinking Back...

 1. **Always God's Plan:** Read Exodus 12:48-49. What did God make plans for many years before the Jericho account? What does this tell you about the heart of God?



2. **First Things First:** (Exodus 23:19; Leviticus 23:9-14; Deuteronomy 26:1-4) – God commanded Israel to bring the **firstfruits** of their harvest to Him as an act of worship and trust. Read these passages and note what was required of Israel. What was the purpose of giving God the first and best of what they received?



Dwelling in the Word...

3. **Two Men and a Promise:** (6:22-23) What instructions does Joshua give regarding Rahab and her household? How does this fulfill the agreement made in Joshua 2:12-14? Read Psalm 33:18-19 – How does this verse reflect Rahab's trust in God?



LEARNING HEBREW

חַיָּה

(khaw-YAH)

Joshua 6:25

To live the familiar modern Jewish toast: "to Life!" L'chaim!" is rooted in this word.

יָשַׁב

(YAH-shab)

Joshua 6:25

To dwell, remain, marry – "...Rahab has *lived/dwelt* in Israel.."

Lesson Three Day Eight

4. **Treasures for the LORD.** (6:18-19, 24) What was God's command regarding what was to be set apart to Him? Why do you think God commanded this? Consider how this reflects a firstfruits offering.

5. **Fall of Jericho-Rise of Rahab:** (6:23-24) What happens to Jericho? What happens to Rahab and her family? How does this moment highlight the contrast between judgment and salvation? Read John 5:24 - How does Jesus describe the kind of salvation Rahab experienced, not just physically but spiritually?



6. **Loyalty and Life:** (6:25) Read this verse along with 2:12-14 closely looking for the references to life. What do you notice? Why was Rahab permitted to "live in Israel to this day" when the rest of Jericho was infamously destroyed? What role did loyalty play in Rahab's life .







7. **Lineage and Legacy:** How does Rahab's loyalty impact her life now and her lineage to come? Read Ruth 4:18-22 and 1st Chronicles 2:11 along with the New Testament devotional passages above for details about Rahab. What do you learn about her lineage? What about her legacy stands out to you?

8. **Strong and Courageous:** Rahab was not just spared—she was redeemed and included in God's people. How does her story foreshadow the way God welcomes all into His family? What does it mean for you personally to be brought near to God, no matter your past?





Lesson Three Day Nine

Memorize & Meditate

- 1.  **Pray** to see God's faithfulness
- 2.  **Memorize** _____
- 3.  **Simply Read** Joshua 6:26-27
- 4.  **Write the Word** Psalm 37:39-40
- 5.  **Community** How's your StudyBuddy?
- 6.  **Worship** _____

Lesson Three/Day Nine – Joshua 6:26-27

 **Big Idea:** God's word is sure—His promises and His warnings will come to pass. Joshua's leadership is marked by the Lord's presence, and his renown foreshadows the greater name of Jesus, whose fame fills the earth.


 **Ask as You Dwell:** How does Joshua's leadership reflect God's faithfulness? How does the phrase "his fame was in all the land" foreshadow Jesus?

Devotional: Psalm 72:17-19; Philippians 2:9-11; Galatians 6:7; Hebrews 3:1-6

Thinking Back...

1. **A Leader with God's Presence:** What was God's promise in Joshua 1:5?



 2. **The Power of an Oath:** What has God said about oaths? Read Numbers 30:1-2 and Deuteronomy 23:21-23



3. **Hear and Obey:** Long before Jericho, God gave Israel some oddly specific commands. Deuteronomy 13:12-18 is one such scenario. How does this passage anticipate the scene standing at the rubble of Jericho?



Dwelling in the Word...

4. **Curse and Consequences:** What does Joshua pronounce over the future of Jericho? Why does he do this? Consider Deuteronomy 20:16-18 for more details.



LEARNING HEBREW

שָׁמַע

(sho'-mah)

Joshua 6:27

1st of 4 This unique Hebrew word is rooted in the word "Shema" meaning "to hear" or "a report" and in the context is translated "fame."

Culturally/Historically it's helpful to remember Deut. 6:4-9, the "declaration of faith of Judaism and the opening command, "hear, O Israel."

Lesson Three Day Nine

5. **Deadly Defiance:** No matter how much evidence there is that God will be true to His word someone seems convinced that the rules don't apply to him or that they will escape God's notice. Read 1 Kings 16:34. What does this brief account teach you about God? How is it a warning sign on your own road today?



6. **When God Speaks:** Throughout Scripture, God's faithfulness applies to both blessings and consequences. What do Exodus 34:6-7 and Galatians 6:7 help you to see and know about God today?

7. **Faithfulness & Fame:** What place does "fame" have in the life of one who follows God? Is there a place for it? Why or why not? What can you learn from the example of Joshua's life as you consider how fame does or does not find a place in a believer's life? Consider Joshua 6:27 and God's conditional promise in Joshua 1:8


8. **Two Yeshuas:** They don't only have a name in common – we know *him* as Joshua and Him as Jesus – but their names, in Hebrew are the same – both meaning "YHWH is salvation" or "the LORD saves." In what ways has Joshua's life so far reflected Jesus' mission? Read Hebrews 3:1-6 and consider what this teaches us about why Jesus is the greater and ultimate leader of God's people.

9. **Strong and Courageous.**? Read Matthew 28:18-20. Jesus, like Joshua, leads God's people into victory and inheritance, but this time, the inheritance is eternal life in the kingdom of God! In what ways are you living in bold faith, knowing the God is with you as he was with Joshua?



Lesson Three Day Ten

Memorize & Meditate

□ 1.  Pray...for your Grace Group

□ 2.  Memorize _____

Lesson Three/Day Ten - Create & Share

"By faith the walls of Jericho fell down after they had been encircled for seven days." — Hebrews 11:30

Imagine stepping onto the dusty ground outside Jericho's towering walls. You've marched for six days—in total silence. No weapons raised, no battle cries, just the sound of footsteps and trumpets. Everything in you wants to act, to fight, to take control. But instead, God has called you to walk in obedience, trust in His plan, and believe in victory before you ever see the walls fall.

This final day of our study is about living in that tension—walking in faithful steps even when the victory isn't visible, standing firm in God's promises when His methods defy human understanding, and trusting that when He speaks, walls will fall.

How will you tell the story?

Now it's your turn to bring these lessons to life. Through creative expression, you will share what God has revealed to you through Joshua 5:2-6:27—the lessons of obedience, consecration, waiting in faith, and celebrating God's ultimate victory.

Consider:

- What does it mean to walk in faith when you don't yet see the outcome?
- How does God's faithfulness in Jericho give you confidence in the battles you face today?
- How does Joshua's story point us to Jesus, the true leader who leads us into eternal victory?

Your Challenge:

Using art, writing, drama, reflection, or hands-on creation, tell the story of Faithful Steps & Falling Walls in a way that speaks to your journey with God. Maybe you'll:

- ✦ Illustrate the silent march around Jericho and the moment of breakthrough.
- ✦ Write a poem or song about trusting God's plan when it doesn't make sense.
- ✦ Create a prayer walk experience, inviting others to step into the faith of those Israelites marching in silence.

Be Bold—Step Out in Faith!

Just as Israel marched before the walls fell, take a step of faith today. Create, share, and celebrate what God has done in your life through this study. We can't wait to see how God has spoken to you—and through you! "For we walk by faith, not by sight." — 2 Cor. 5:7.



