



Dwelling Richly
COMMUNITY BIBLE STUDY

Wild & Redeemed

Epistle to the
Romans

you who were branches
from a wild olive tree,
were grafted in.

Written by
Jennifer Garrett Richmond
Illustrated with Amy Downing

You receive the blessing God has promised
sharing in God's rich nourishment
of his own special olive tree.

Romans 11:17 (NLB)

Wild & Redeemed

Epistle to the
Romans

A *Dwelling Richly* Bible Study

Welcome &
Introduction

Written & Designed by
Jennifer Richmond

Illustrated with Amy Downing



“Let the Word of God
dwell in you richly.”

Colossians 3:16



Welcome!

Power...confidence...deep, strong, crazy-bold faith – Want it? Missing it? This study, “**Romans: Wild & Redeemed**”, will open your heart and mind to what God has done, is doing, and will do through Christians who get it – the truth of the gospel.

Why, **Wild & Redeemed**?

Paul teaches that gentiles – that’s you and me – were outside and separated from Him. He helps us see this in chapter eleven by creating a word picture: an olive tree – cultivated, groomed, and tended to. This tree is a picture of God’s chosen people. Then he shows another tree – wild, untamed, outside of God’s grace – us Gentiles. He demonstrates that God made a way for us – branches of a wild tree to be grafted in so that we could grow and be a part of the olive tree He was grooming.

And there’s more...not only are we a part of this great tree, but by being grafted in we are made right with God and are made complete and beautiful. We were destined to be cast away, but God redeemed us – every one of us! – in a mysterious and dynamic way. We who were the wild are now the redeemed. Romans is that story and more – so much more.

Why “*Dwelling Richly?*”

In 1993, inspired to by the words from Colossians 3:16 to “Let the Word of Christ dwell in you richly”, I began writing songs from Scripture and now have written over 30 Scripture-based songs and two dozen Bible studies. My desire is to help others engage in God’s word through reading, writing, memorizing, sharing, singing, and of course, studying its truths. I want to live out what it means to truly let the Word dwell in me deeply and to help others do the same by encouraging women to love God and His Word with heart, soul, mind, and strength.

This study is designed to offer daily time and structure through the Word of God for the purpose of understanding first who God is and in so doing knowing ourselves and our purpose better. We’ll pray, memorize, meditate, write, engage, reflect, create with, and share the truths God reveals. The mission is to equip women to enthusiastically and intentionally dwell in the Word and let the word of Christ dwell in them richly.

And here’s the big goal...it’s great to grow personally, but we need to do more than grow...we must go! My prayer is to help equip you to be able to teach so you can in turn equip others.

Let’s dive in and let God’s Word dwell in us richly!

In Christ,



Jennifer Richmond

Jennifer@LaMiradaChurch.com

www.JenniferGRichmond.com

...Dwelling Richly Bible Study...

Who are we?

We are ...

women who enthusiastically and intentionally dwell in the Word and let the word of Christ dwell in us richly.

(from Colossians chapter 3)

We...

- *encourage* one another to seek God for wisdom and hope
- *support* one another in life's challenges and blessings
- *share* our strengths and weaknesses
- *provide* encouragement, fun, & friendship that grow out of God's Word

We Expect ...

Bible-based studies and teaching. We want the Word of Life, not words from man.

Faith-building Bible study not worldly solutions and motivational quotes. We long for truth!

to Have Fun God's Word brings us true joy and we have fun dwelling in it!

to Learn a Ton! There's a lot we know and so much we don't! We are ready to learn!

to Get Stuck We are ok to work a little and not always understand right away

to Grow from who we are today to who we can become empowered by the Holy Spirit



“Let the Word of God
dwell in you richly.”

Colossians 3:16





...Dwelling Richly Bible Study...

How do we study?

Read and take notes in a Bible – a good 'ol fashioned paper Bible. That computer Bible is convenient and your Bible app is as well, but for study, please use a print Bible. New International (NIV), English Standard (ESV), or Christian Standard (CSB) versions – NOTE: We will use the New English Translation (NET) for this study.

Avoid studying from a paraphrase. They can be helpful to clarify, but do your study and note-taking from a translation instead.

Questions you may have

-  What's the difference between a translation and a paraphrase?
-  Which Bible translation or paraphrase should I use?
-  Are there any that I should avoid?
-  Why are you using the NET translation for this study?

Go to the [Dwelling Richly YouTube](#) channel or [podcast](#) for my responses to these and other questions.

Use a Notebook – I recommend a 1 ½ -2" 3-ring binder to keep your lessons organized.

Use colored pencils to mark in your Bible. I recommend the [Pentel 8 colored pencil](#).

yellow	-- key ideas
orange	-- memory verses
blue	-- God/Holy Spirit
brown	-- people
green	-- places
pink	-- prophecy
red	-- Jesus

Pray before you read, ask God to help you understand what you are reading. It's amazing what happens when we just do that...pray. God is faithful.

Trust the process. Allow God to speak to you before you reach for study notes in your Bible. Use the cross-reference verses if you're not sure what something means or you want more information.



Coffee, tea, journal, study...

- [YouTube.com/user/DwellingRichly](https://www.youtube.com/user/DwellingRichly)
- [Facebook.com/DwellingRichlyPodcast](https://www.facebook.com/DwellingRichlyPodcast)
- [Facebook.com/LMCCWomen](https://www.facebook.com/LMCCWomen)
- [Dwelling Richly podcast](#)



...Dwelling Richly Bible Study...

How do we connect?

We'll meet in Grace Groups during each study – connecting, sharing, praying with, and encouraging one another. Grace Groups also get together in between sessions to discuss the study and just hang out for coffee, at a park, just for fun! During Grace Group time at our study, we will be mindful of the following...

☐ God's Word is our standard. We'll use the Bible - not personal opinion, popular teachers, or church tradition - as our guide for everything. We are using the New English Translation (NET) Bible for this study.

🙏 We come from varying religious & political backgrounds. Remember: *'In essentials, unity; in non-essentials, liberty; in all things, charity.'*

🚫 Avoid commentaries or study notes in your Bible – do your own thinking. Trust God, pray, ask for wisdom then read and answer on your own.

❤️ We're all learning. Be gracious and patient with yourself and with others. No one has it all figured out.

👍👎 This is a Bible study – not a personal-opinion group. So, there are going to be “right” and “wrong” answers in keeping with the truth of God's Word.

🗣️ You don't have to share, but if you did the reading and the study this week, why not chime in? We all benefit from one another's thoughts and questions. I bet you have something great to share!

😊 Discussion questions are written with care to move you through the previous lesson and prepare you for the lesson to come. Please read and answer them all and do not skip over any.

🏠 Didn't finish the study this week? That's ok. Life gets busy. **YOU'RE HERE! YAY YOU!** This will be a good week for you to listen and perhaps jot down thoughts as others share.

⌚ Be considerate of how much you're talking. Share your thoughts and allow time for others to do the same – limit yourself to about 2 minutes maximum. Your group leader will help with that.

🕒 Watch the time. Teaching Review begins promptly at 10:40 (morning session) and 7:40 (evening session) and is about 40 minutes. Leaders will wrap up the discussion time at 10:30am or 7:40pm to allow for prayer and a bathroom break.

Bible Study Schedule

<u>Tuesday AM</u>	<u>Wednesday PM</u>	
9:20am	6:20pm	• Chat, refreshments, pick up new lesson
9:35am	6:35pm	• Welcome & Prayer
9:40am	6:40pm	• “Looking Back”* – a quiet time for personal reflection on the past lesson. This is on the first page of the current lesson.
9:50am	6:50pm	• Small-Groups – discussion, sharing responses from the previous lesson, prayer.
10:35am	7:35pm	• Break/Transition
10:40am	7:40pm	• Teaching – The message will be taught covering the Scripture we studied in the previous lesson.
11:30am	8:30pm	• Closing Prayer

We meet every other week

Tuesdays: 9/8, 9/22, 10/6, 10/20, 11/3, 11/17 – BREAK – 1/5, 1/19, 2/2, 2/16, 3/2, 3/16, 3/30, 4/13, 4/27

Wednesdays: 9/9, 9/23, 10/7, 10/21, 11/4, 11/18 – BREAK – 1/6, 1/20, 2/3, 2/17, 3/3, 3/17, 3/31, 4/14, 4/28



...Romans: Wild & Redeemed...

Study At-A-Glance

Save these pages so you'll have a quick reference to each of the 14 lessons in this study. If you're short on time for a given lesson, you can use this guide to help you read and pray through the passage so you can connect better in your Grace Group discussion and the teaching time.

Lesson One - September 8 and 9

- ✦ Grace Groups: Welcome & Introductions
- ✦ Teaching Review: Why & How we study the Bible
- ✦ Home Study: Romans 1:1-16:27

🔗 Memorize: Romans 1:16

Lesson Two - September 22 and 23

- ✦ Grace Groups: Discuss Lesson 1
- ✦ Teaching Review: Romans 1:1-16:27
- ✦ Home Study: Romans 1:1-2:11

🔗 Memorize: Romans 1:20

Lesson Three - October 6 and 7

- ✦ Grace Groups: Discuss Lesson 2
- ✦ Teaching Review: Romans 1:1-2:11
- ✦ Home Study: Romans 2:12-3:26

🔗 Memorize: Romans 3:23

Lesson Four - October 20 and 21

- ✦ Grace Groups: Discuss Lesson 3
- ✦ Teaching Review: Romans 2:12-3:26
- ✦ Home Study: Romans 3:27-5:5

🔗 Memorize: Romans 5:5

Lesson Five - November 3 and 4

- ✦ Grace Groups: Discuss Lesson 4
- ✦ Teaching Review: Romans 3:27-5:5
- ✦ Home Study: Romans 5:6-6:14

🔗 Memorize: Romans 5:8

Lesson Six - November 17 and 18

- ✦ Grace Groups: Discuss Lesson 5
- ✦ Teaching Review: Romans 5:6-6:14
- ✦ Home Study: Romans 6:15-8:4

🔗 Memorize: Romans 8:1-2

you who were branches

from a wild olive tree,

were grafted in.



...Romans: Wild & Redeemed...

Study At-A-Glance

Over the break keep your pacing...enjoy reviewing Romans...
take time to read and pray and meditate on God's word every day.

Lesson Seven — January 5 and 6

- ✦ Grace Groups: Welcome Back! Discuss Lesson 6
- ✦ Teaching Review: Romans 6:15-8:4
- ✦ Home Study: Romans 8:5-27
- 📖 Memorize: Romans 8:15

Lesson Eight — January 19 and 20

- ✦ Grace Groups: Discuss Lesson 7
- ✦ Teaching Review: Romans 8:5-27
- ✦ Home Study: Romans 8:28-9:13
- 📖 Memorize: Romans 8:38-29 ...or chose one of your own! Wow! So many nuggets!

Lesson Nine — February 2 and 3

- ✦ Grace Groups: Discuss Lesson 8
- ✦ Teaching Review: Romans 8:28-9:13
- ✦ Home Study: Romans 9:14-10:21
- 📖 Memorize: Romans 10:9-10, 13 ...it's longer than usual, you can do it!

Lesson Ten — February 16 and 17

- ✦ Grace Groups: Discuss Lesson 9
- ✦ Teaching Review: Romans 9:14-10:21
- ✦ Home Study: Romans 11:1-36
- 📖 Memorize: Romans 11:33

Lesson Eleven — March 2 and 3

- ✦ Grace Groups: Discuss Lesson 10
- ✦ Teaching Review: Romans 11:1-36
- ✦ Home Study: Romans 12:1-12
- 📖 Memorize: Romans 12:1-2

Lesson Twelve — March 16 and 17

- ✦ Grace Groups: Discuss Lesson 11
- ✦ Teaching Review: Romans 12:1-12
- ✦ Home Study: Romans 12:13-14:4
- 📖 Memorize: Romans 13:8



...Romans: Wild & Redeemed...

Study At-A-Glance

Lesson Thirteen — March 30 and 31

- ✦ Grace Groups: Discuss Lesson 12
- ✦ Teaching Review: Romans 12:13-14:4
- ✦ Home Study: Romans 14:5-15:12

📖 Memorize: Romans 15:4

Lesson Fourteen — April 13 and 14

- ✦ Grace Groups: Discuss Lesson 13
- ✦ Teaching Review: Romans 14:5-15:12
- ✦ Home Study: Romans 15:13-16:27

📖 Memorize: Romans 16:19-20

Lesson Fifteen — April 27 and 28

- ✦ Grace Groups: Discuss Lesson 14
- ✦ Teaching Review: Romans 15:13-16:27

You receive the blessing God has promised
sharing in God's rich nourishment
of his own special olive tree.

Romans 11:17 (NLB)

Wild
& Redeemed

Epistle to the
Romans



Wild & Redeemed

Epistle to the
Romans

Lesson One

Romans 1:1-16:27



“Let the Word of Christ
dwell in you richly.”

Colossians 3:16

- Grace Group -

Welcome to Lesson One of **Romans: Wild & Redeemed**. Whether you're with us in person or joining online we're glad you're here! The Dwelling Richly study is where *women are equipped to enthusiastically and intentionally dwell in the Word and let the word of Christ dwell in them richly*. We do this in two ways: Personal Study (PST) and Group Study.

- 1) **P.S.T.** - where you develop the skills and habits of a disciple. As followers of Jesus Christ we want to know what we believe, why we believe it, and what it means for our life to believe that way. Studying the word of God isn't a way to fix and feel good about ourselves it's a way to know God and from that point, guess what? - we find that peace and hope and wisdom we're longing for. During **PST** you'll be equipped to fulfill Colossians 3:16 to "let the Word of Christ dwell in you richly." Look for the "7 Ways to Dwell" at the opening of Day One and throughout every lesson.

BONUS! PST also includes weekday videos of every day of the lesson. It's personal study not all-by-yourself study! Jennifer teaches through every day of each lesson so be sure to subscribe to the Dwelling Richly channel on YouTube and join the daily PST with Jennifer.

- 2) **Group Study** - where we connect for teaching and encouragement with other followers of Jesus Christ who have been with God and have let the Word dwell in them like you have. We learn from one another, have those "you too?" moments as well as those, "I never thought of it that way" moments. We hold one another accountable and hold one another's hands. We hear teaching and are challenged to think biblically and take what we're learning to the next level personally and to our communities as well. We record the teaching from each session, so after today's teaching time, go to the Dwelling Richly podcast or YouTube channel and listen to the message again or share it with a friend.

Here's how group Bible study flows: some time for fellowship, then quiet reflection and worship, followed by Grace Group discussion (that's us right now!), and we'll close with teaching to recap and dig a little deeper. (There's an actual schedule on page 4 if you'd like to see the exact times and dates.)

Take a minute to check in on Instagram or Facebook, share a photo of your group, tag a friend, and let others know you're at La Mirada Church with LMC Women.



Follow Dwelling Richly and LMC Women.


Let's get to know one another...

1. "My name is _____ if I were a tree, I'd like to be a _____ because..."
2. What are you hoping to gain from this Bible study? (could be spiritually, emotionally, socially, etc.)
3. Does personal Bible study come easily for you or is it something you've had to work on? How so?
4. Through this study we will understand how deeply God loves us and how precious our lives are to Him. Do you think people really grasp that love? What evidence do you see in society these days that makes you believe this?

Pass around the Prayer and Connections Journal. If you have a prayer request that is more private, you can share with your group leader or our teaching leader, Jennifer after the study.

... Teaching Time ...

My Notes



Good stuff!



Lesson One Introduction

Read this First.

Let's do this together! ^{great idea!} Join Jennifer "live or later" and go through every lesson of the study with our Bible study community on the Dwelling Richly podcast. Go to www.JenniferGRichmond.com/DwellingRichly for details.

W e l l c o m e

Ready? Maybe you decided this study is going to be your best yet...you made sure to set aside time in your busy schedule so you won't get swamped and let the lesson go to the last moment. Maybe it's your first time doing a Bible study and you have no idea what to expect. Wherever you are, whatever your expectations, here's what you can count on...I'm praying for you and God is ready to bless you amazingly!

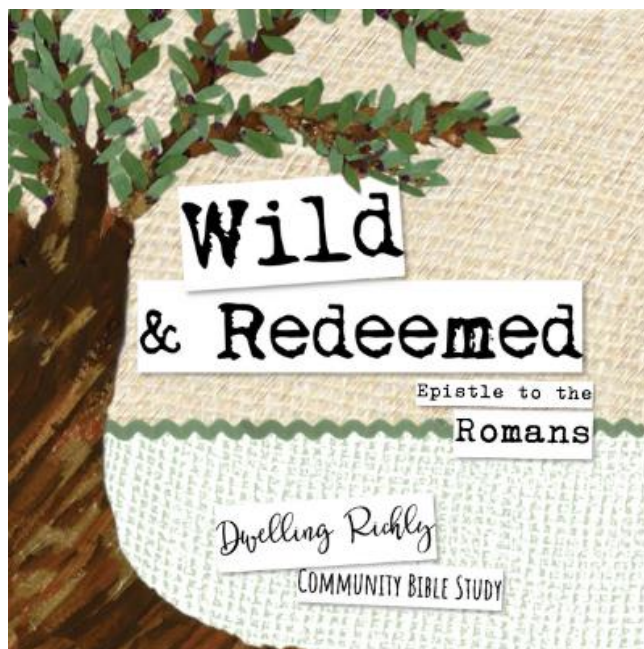
A Simple Plan! Each lesson is laid out in 7 steps. Every step is designed to "let the Word of Christ dwell in you richly." I designed this routine to give you comfort in the pattern and predictability. Also, every step is a thoughtful way to approach study so you become equipped to know the Word and deepen your faith. *Look for these steps on the next page.*

Know Two Things...

1. **You have an advocate! Yay!** Jesus himself is praying for you! Imagine that! It's pretty amazing, don't you think? It's true. You are doing a good thing by getting into God's Word. Staying faithful and focused isn't always going to be easy, so right here and now think about how cool it is that Jesus is advocating for you, cheering you on, making a way for you to do well in this venture!
2. **You have an enemy! Yikes!** It's true, but it's only discouraging if you forget #1! Satan, the Bible says, is like a roaring lion "seeking whom he may devour"...that's you! You may find that more than any other time in your life you have scheduling challeng-8-es, emotional weakness, mental fatigue, relationship issues...you name it...anything at all to get in the way of you getting into the Word.

So, with these two things in mind, here are some **practical tips** for making sure you are successful in this study:

- o **Pray.** Get armored up and tell God that you want His blessing as you schedule, study, think, and get into His Word. God will always answer that kind of prayer with a big, fat, awesome, "Yes!"
- o **Partner.** Connect with someone in your group so you can share encouragement and accountability. Send texts, make calls, meet-up with your "study buddy" and encourage one another!
- o **Plan.** You didn't just show up to your last dentist appointment. You didn't just miraculously find time for that date with a friend, your car didn't just magically repair itself while you were sleeping...you saw a need and made time to make sure it all happened. Plan now for the time you'll spend in Bible study. It won't just happen.
- o **Prioritize.** I bet you brushed your teeth today. Maybe you even flossed. You probably went to the dentist too at some point in the last year...why? You value your teeth and you want them to look nice and not fall out of your head. You made dental health a priority because you know the consequences are pretty ugly if you don't. Guess what? Your spiritual health is even more valuable. Make it a priority.



Lesson One Day One

Memorize & Meditate

...Dwell in the Word...

This study has been written to help you let “the word of God dwell in you richly.” Each day moves you through the spiritual disciplines or habits to help you grow as a disciple of Jesus Christ. These habits are reflected in seven ways we’ll dwell in the Word...

... 7 Ways 2 Dwell ...

1. **Pray.** Ask God for understanding and pray for others in the study as well. Think about a **focus word** to help you pray like “clarity” or “peace” or “wisdom.” Ask God to give you understanding in a specific way during your study. Having a focus word will help with that.
2. **Memorize & Meditate (M&M).** Write the memory verse in the text box at the top of the page
3. **Write.** Write the M&M verse each day of your lesson and use the “**Write the Word**” pages at the end of each lesson. You’ll have all of Romans written by the end of this study! That’s a big deal! Wow! (**Write the Word** begins in Lesson Two.)
4. **Read.** Read today’s passage. At the end of this study you’ll have read through Romans at least three times! Wow! You’ll discover new and more amazing truths each time.
5. **Engage.** Respond to the prompts, answer questions, think, and get stuck – yes, “get stuck” – you won’t always feel like you understand or have the “right” answer. That’s OK. Just let the Word of God “dwell in you richly.”
6. **Reflect.** I’ll share some of my thoughts and we’ll think together about what we’ve read and what we’re understanding.
7. **Create & Share.** The final day of each lesson will culminate in an opportunity for you to express your thoughts, feelings, and ideas about what you’ve learned *dwelling* in the Word.

Well, technically that was 9 ways! Look for these Dwelling Ways throughout our study.
You will be a BSP* in no time!

*Bible Study Pro



Write [Romans 1:16](#) in the “Memorize & Meditate” text box at the top of this page. Use any translation you prefer. For this study, our primary translation will be New English Translation (NET). Then practice memorizing that verse over the next 10 days of this lesson.

“Begin with the end in mind.” As a school teacher, I began every year asking myself questions like, “What should my 3rd graders know and be able to do by the time I hug them goodbye in June?” or “What skills did my 5th graders need so they would be equipped to enter 6th grade ready to go?” Then I would design my lessons for the entire year with all those learning results in mind.

Let’s approach this study in a similar way. Ask, “At the end of this study, how will I have grown? What new skills will I have? What will I understand then what I don’t really grasp now?”

On the next page, write down your personal goals for this study...

WAIT!

We missed the first **W2D** step - **PRAY!**

You’re right. In fact, on the next page, I’ve framed the first two prompts as a conversation with God to pray as you think about what you want out of this study. So, pause here and pray and then, let’s begin...

Lesson One Day One

5. **Pray.** *Lord, You led me to this study, help me understand my inner needs as I begin.*
I started this study because I'm hoping to... (think: spiritual, emotional, personal, even social goals)

What do You want me to be able to say about what I've learned at the end of this study?

6. **Reflect.** I think the hardest part of completing this study will be ...

7. Here's what I already know about the book of Romans... *(It's ok if you don't know anything at all. Just write down some thoughts you have about what you think you already understand about this book of the Bible.)*

8. **Read** [Romans 1:1-7](#)

Who wrote this book of the Bible? _____ What do you already know about Paul? (list 3 things)

- 1)
- 2)
- 3)

If you don't know anything about Paul, write three questions about what you'd like to find out.
How does he describe himself?

What does he say about Jesus?

To whom is he writing?

9. From the opening talk (listen to that on the Dwelling Richly podcast or YouTube channel) what point made an impression upon you or made you think of things in a new way?

...Reflect on the Word...



"Let's start at the very beginning...a very good place to start..." Maria from "The Sound of Music" sings these words as she gets to know the children in her care. "To read we begin with 'a-b-c'" she sings, and on the song goes sweetly singing how beginnings really are - simple. That's where we are today. We're at the beginning of this study, and like Maria singing to her children I want to sing - in a sense - to you...a song of hope and expectation and a song of simplicity. My heart as we begin is that you will delight to learn a bit more every day. My hope is that we will together grasp that the riches of

God's amazing Word to us are simple enough for a child to understand and deep enough that we can never reach the depths but we will so love the journey. "Let the Word of God dwell in you richly" - that's the theme verse of this study and of every study I write. Instead of Bible study being some way of being a "good Christian" or of getting things checked on your "to-do" list, let's ask God together - today! - to help us keep it simple and still find ourselves overwhelmed by the great, deep, beautiful depths of God's love as we dwell in His Word.



Lesson One Day Two

Memorize & Meditate



...Dwell in the Word...

- Pray.** Pray for your Grace Group that God would give clarity and understanding as we all dwell in His Word today. Write the names of Grace Group friends you can pray for here along with one or two priority “focus words.” My priority focus word(s) as I study today:
 Prayer focus words: _____
 Praying for ... _____
- Memorize & Meditate...** Write Romans 1:16 in **RED** your **m&m** box, and say it aloud as you write. What translation are you memorizing this verse from? _____
- Read & Engage.** Read Romans 1:1-3:26. As you read, pause to write some thoughts, questions, “ah-ha!” moments, or other comments. The focus of today’s and days 3-9 in this lesson is simply to read Romans. Don’t allow yourself to become overwhelmed with the content.
 As you read, allow this first pass be time to get a “big picture” idea. What do you read about the nature of God? Any key words or themes you’re reading? What surprises you? Do you have any questions? What connections are you making with other concepts in the Bible? Is anything confusing?
Big Idea... The most important thing you’ll ever know from the Bible is understanding the character and nature of God. **Look for ways that God is revealed in every passage you read.**
 Use colored highlighter (see page 3) to help you mark key words and phrases.
Listen to today’s lesson with me. I’ll be giving some great tips for studying!

	WHO/WHERE	GOD FATHER/SON/HOLY SPIRIT	QUESTIONS/THOUGHTS
1:1-7	Paul, slave of Jesus Rome	God's son=David's descendant	We received apostleship? Who are those “loved by God in Rome?” (look up Rome on my map)
1:8-15			

Lesson One Day Two

WHO in general or specifically	GOD FATHER/SON/HOLY SPIRIT	QUESTIONS/THOUGHTS
1:16-17		
1:18-32		
2:1-11		
2:12-29		
3:1-8		
3:9-20		
3:21-26		

4. What emotional tone are you sensing from the author in these opening chapters?

5. Draw a simple image that comes to your mind as you think back to Romans 1:1-7

Lesson One Day Three

Memorize & Meditate

...Dwell in the Word...

1. **Pray.** What is one thing you can thank God for today? Write that here and then take time to pray before you begin today's lesson...
2. **Memorize & Meditate.** Write Romans 1:16 above. Can you say it from memory today? Write this verse on a sticky note and put it somewhere you'll see it throughout the day. Take a photo of your verse and send it to your study buddy.
3. **Read & Engage.** Read Romans 3:27-6:14. As you read, pause to write some thoughts, questions, "ah-ha!" moments, etc. Complete this chart for each passage as you read.

	WHO in general or specifically	GOD FATHER/SON/HOLY SPIRIT	QUESTIONS/THOUGHTS
3:27-4:8			
4:9-15			
4:16-25			

Lesson One Day Three

WHO in general or specifically	GOD FATHER/SON/HOLY SPIRIT	QUESTIONS/THOUGHTS emotional tone, connections to other scripture
5:1-11		
5:12-17		
5:18-21		
6:1-11		
6:12-14		

4. What was the most challenging verse(s) in today's reading? Why?

5. What was the most encouraging? Explain...

Lesson One Day Four

Memorize & Meditate

...Dwell in the Word...

1. **Pray.** Sometimes reading the Bible can be a breeze and other times it can be really challenging. Ask God to give you wisdom today as you read.
2. **Memorize & Meditate.** Write Romans 1:16 above. Try reciting your verse aloud - without looking! How'd you do?
3. **Read & Engage.** Read Romans 6:15-8:27. Record your thoughts and questions as you read. Use a colored highlighter to help you mark important concepts you want to recall later.

	WHO <small>in general or specifically</small>	GOD <small>FATHER/SON/HOLY SPIRIT</small>	QUESTIONS/THOUGHTS
6:15-23			
7:1-6			
7:7-20			
7:21-25			

Lesson One Day Four

WHO in general or specifically	GOD FATHER/SON/HOLY SPIRIT	QUESTIONS/THOUGHTS emotional tone, connections to other scripture
8:1-8		
8:9-11		
8:12-17		
8:18-25		
8:26-27		

4. **Reflect.** What word or words come up the most in this passage?

5. **Share.** How does this passage relate to what you or someone you know is going through right now? Explain...

Lesson One Day Five

Memorize & Meditate

...Dwell in the Word...

1. **Pray.** Do you every get started on reading and completely lose focus and wonder where your mind went off to? Just me? Ha. I think we all can relate! Why not ask God for a clear mind and focus as you begin today.
2. **Memorize & Meditate.** We're not just memorizing, we are developing the spiritual discipline of meditation. While you're writing Romans 1:16 above breathe deeply, focus on these words, thank God for his Word, and meditate as you write.
3. **Read & Engage.** Read Romans 8:28-10:21. As you read today, consider any connections especially to the Old Testament.

	WHO in general or specifically	GOD FATHER/SON/HOLY SPIRIT	QUESTIONS/THOUGHTS
8:28-30			
8:31-39			
9:1-5			
9:6-14			

Lesson One Day Five

WHO in general or specifically	GOD FATHER/SON/HOLY SPIRIT	QUESTIONS/THOUGHTS emotional tone, connections to other scripture
9:15-23		
9:24-29		
9:30-33		
10:1-10		
10:11-15		
10:16-21		

4. **Reflect.** How do you think Paul's original audience would have felt about this part of his letter? Why?

.....

Lesson One Day Six

Memorize & Meditate

...Dwell in the Word...

1. **Pray.** What habits do you need to develop or improve on in how you approach Bible study? Ask God for help and write out one or two ways you want to grow more consistent.
2. **Memorize & Meditate.** Write Romans 1:16 above. Can you say it from memory? Write this verse on your bathroom mirror in lipstick, Sharpie, dry erase, etc. and have some fun memorizing today! Take a mirror selfie and share it with a friend. 😊
3. **Read & Engage.** Read Romans 11:1-12:12. As you read, pause to write some thoughts, questions, “ah-ha!” moments, etc. Complete this chart for each passage as you read.

	WHO in general or specifically	GOD FATHER/SON/HOLY SPIRIT	QUESTIONS/THOUGHTS
11:1-6			
11:7-10			
11:11-15			

Lesson One Day Six

WHO in general or specifically	GOD FATHER/SON/HOLY SPIRIT	QUESTIONS/THOUGHTS emotional tone, connections to other scripture
11:16-24		
11:25-27		
11:28-32		
11:33-36		
12:1		

4. **Create.** What word picture comes to mind as you think back on this passage? Draw a simple sketch to illustrate what you read.



Lesson One Day Seven

Memorize & Meditate

...Dwell in the Word...

1. **Pray.** There's a lot on your plate today. Take a deep breath and instead of just jumping in to today's lesson, pray with your hands open, palms facing up and ask God to help you with all that is on your heart and mind. Write your prayer here...
2. **Memorize & Meditate.** We've been practicing this verse for 7 days now! How are you doing? Can you write it from memory? Share your progress with a friend or on social media. I bet you'll be an encouragement to someone today!
3. **Read & Engage.** Read Romans 12:2-14:4. Lots of really practical teaching and reminders in our passage today. Take notes below and in your Bible and pray for wisdom to apply this to your life.

	WHO in general or specifically	GOD FATHER/SON/HOLY SPIRIT	QUESTIONS/THOUGHTS
12:2			
12:3-5			
12:6-8			
12:9-16			

Lesson One Day Seven

WHO in general or specifically	GOD FATHER/SON/HOLY SPIRIT	QUESTIONS/THOUGHTS emotional tone, connections to other scripture
12:17-21		
13:1-7		
13:8-10		
13:11-14		
14:1-4		

4. **Reflect.** Which verse really poked your heart today? You know...got you thinking and weighing how you are personally measuring up to the Word...then your heart felt that ping of, “Oooh, that’s me, God. I know you are speaking to me in this verse right now.” Why do you think those words were especially meaningful to you in this time?

.....

Lesson One Day Eight

Memorize & Meditate

...Dwell in the Word...

1. **Pray.** Lift up your Grace Group leader and Bible study teacher in prayer today. If you feel led, reach out with an encouragement for her.
2. **Memorize & Meditate.** Write Romans 1:16 – with your eyes closed. Yep. Close your eyes and see how well you can write your verse AND how well you can keep your writing in the box! LOL! Have fun!
3. **Read & Engage.** Read Romans 14:5-16:27. As you're reading, pay special attention to the names of people Paul mentions. Anyone familiar to you?

	WHO in general or specifically	GOD FATHER/SON/HOLY SPIRIT	QUESTIONS/THOUGHTS
14:5-12			
14:13-16			
14:17-23			
15:1-6			

Lesson One Day Eight

WHO in general or specifically	GOD FATHER/SON/HOLY SPIRIT	QUESTIONS/THOUGHTS emotional tone, connections to other scripture
15:7-12		
15:13-21		
15:22-33		
16:1-6 & 21-23		
16:17-20 & 25-27		

4. **Reflect.** How would you describe the emotional tone of Paul's final words? Explain...

.....

Lesson One Day Nine

Memorize & Meditate

...Dwell in the Word...

1. **Pray.** Pray for the other women in your Grace Group. We all have a lot going on today and maybe some are feeling discouraged. Ask God to give each woman a strong sense of His grace and strength in their life today.

2. **Memorize & Meditate.** Write Romans 1:16 – Well, you wrote your verse with your eyes closed! Wow. You are amazing. Today, I think we shall write with our eyes open...but with your non-dominate hand! Ha! Have fun, and be sure to post a photo of your masterpiece!

3. **Reflect.** Go to page 15 and consider the 7 ways we Dwell in the Word. Write each dwelling step here and reflect on how dwelling in that way impacted your time in the Word.

1) ----- -

2) ----- -

3) ----- -

4) ----- -

5) ----- -

6) ----- -

7) ----- -

4. **Reflect.** Which of the above comes most naturally to you? Which is most challenging? Why?


Lesson One Day Nine

5. **Reflect.** Look back at the goals you wrote for yourself. Having completed (almost) this first lesson, which goal might you need to adjust? Is there an area in which you think you could challenge yourself a bit more? Are your goals realistic? Write your thoughts here...

6. Was reading through Romans harder or easier than you expected? How so?

7. More than any other book in the Bible, Romans defines the essentials of the Christian faith. Having read Romans, how would you describe what it means to be a Christian?

...Reflect on the Word...



When I was in elementary school my dad was the pastor of a small church in Thousand Oaks. I remember him up there in the pulpit teaching away. He was so wise and so passionate. I can hear him as clear as if it were today saying, “test everything against Scripture.” Everything. He wanted all of us listening to know THE Word – not *his* words, but God’s. He wanted men and women and kids like me to make that a priority, and he challenged us every week to compare what he taught with the Word of God. The foundation I received from my dad sitting there in our little Bible church gave me my mission in life. I took that priority, that mindset, into every endeavor. My thought life, my choices, my worldview, what I listened to, what I read, who I let influence me, etc. – it all had to be weighed in balance with Scripture. That’s what I want for you today. I want you to test everything against Scripture.

Years later, my father and I co-wrote a simple little song based on the words from Colossians 3:16, “Let the Word of Christ dwell in you richly.” That song – those words – that mindset along with “test everything against Scripture” is why you are here today reading these words and why I am where I am today praying for you and asking God to bless you and strengthen you as you too, “let the Words of Christ dwell in you richly” as we continue in this study.

p.s. If you join me online for today’s lesson, maybe I’ll sing that song for you.



Lesson One Day Ten

Memorize & Meditate

...Create & Share...



Day Ten is set aside to take what we've been reading and learning and dwelling upon...

Now we bring it all together, create something new and personal, then share it to bless someone. I developed this part of the Dwelling Richly study because I wanted to see women not just study and bring the Word in, but to let it move around inside of them and then come back out in a way that would bless others.

...

Jesus was the ultimate example to us of exactly what this day is set aside for...creating and sharing. Everywhere Jesus Christ went he created. He is the epitome of all of creation and is one with God as the Creator. He is our beautiful example to follow as he shared not only in the simple acts of kindness but in the stunning and miraculous acts of sharing his healing power.

...

We were made in His image - to do and be and live like Him - not just because that's what a good Christian "should" do, but because we are most like Jesus when we imitate Him and live up to His image within us. So, our **Create & Share** time is not just another "step" in our Bible study - it is literally fulfilling what we have been called to do, "be imitators of God as dearly loved children."

...

I encourage you to embrace this time in each lesson. To challenge yourself to reach a bit even if it's out of your comfort zone to "create." So many women don't think of themselves as creative and feel awkward trying to express themselves artistically. But, I hope you'll grow in this area and really embrace the spirit of creating and of sharing. I believe it will bring a wholeness to you in ways you never expected.

...

The theme for this study through Romans was inspired by Paul's teaching that we as Gentiles (not Jewish) were like a branch from a wild olive tree grafted into the cultivated olive tree. Instead of leaving us separated from God's care, he made a way for us to become part His family - the cultivated olive tree. Maybe you have grafted a branch onto a tree you're growing. Perhaps you are familiar with the whole idea of how grafting works...or maybe it unfamiliar to you.

...

Either way, do this...

Go online and see what you can learn about grafting as it relates to branches being added to a tree. Do an image search and then illustrate this process very simply on the back side of this page.

...

Then think about why this imagery is such a beautiful picture of what you've read in Romans that God has done for us...for you.

Finally, share what you created. You have a study buddy. You have a friend, your husband, even one of your children...share what you created. Explain what you've learned. They may love it and really get it...they may smile and not really grasp it. That's not important. The important part is that you spent time dwelling in the Word...and you "let the Word of God dwell in you...richly."

p.s. I would love for you to share your **C&S** with me! You can email or text me!
Jennifer@LaMiradaChurch, 562.755.4964



